

The Subtle Art of Chaining Headers



IKEv2 Attack Surface Case Study

 **@AntoniosAtlasis**
December 2020

- **The content of this presentation is personal work of its author. It is not related by any means with his current or past employers, and it does not constitute any kind of recommendation or official endorsement.**



[localhost] \$ whoami

Cyber Security Engineer at European Space Agency during day.

IT Security Researcher for fun at night :-)

Presenter at various Security Cons

- BlackHat, Troopers, Hack in the Box, Brucon, Deepsec, etc.**

Main are of interest: Security Analysis of Network Protocols.

- IPv6 has been my favourite :-)**

You can follow on twitter @AntoniosAtlasis

Personal blog post: www.secfu.net.

- **Introduction: Motivation and Objective**
- **Basic IKEv2 Background**
- **IKEv2 Attack Surface & Attacking Possibilities**
- **'yIKEs': An open-source tool for IKEv2 security assessment**
 - Released today for first time
- **Conclusions**



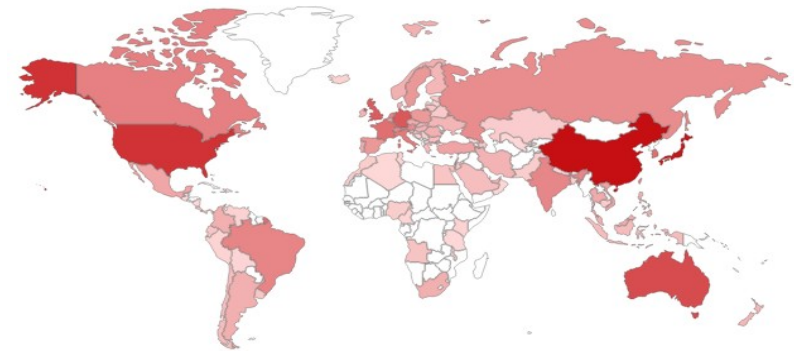
Why is the IKEv2 Analysis Important?

TOTAL RESULTS



4,048,715

TOP COUNTRIES



China	978,528
Japan	874,490
United States	484,790
Australia	261,341
Germany	190,352

TOP SERVICES

IKE	3,958,817
IKE-NAT-T	89,461

- **IKE is the key-negotiation mechanism for IPSec, one of the main solutions for establishing VPNs.**
 - Some of these solutions are even accredited for the exchange of classified information.

- **Examine the IKEv2 attack surface**
 - from an unauthenticated attacker's perspective.
 - By analysing the specifications (RFCs).
 - By testing specific implementations.
- **This talk will not reveal any new vulnerability.**
- **But it will help you understand areas of potential exploitation.**
- **An open-source tool is released today capable of implementing the described attacks.**
- **This is not a cryptographic talk**
 - We will not discuss potential crypto weaknesses - I am not a cryptographer after all.



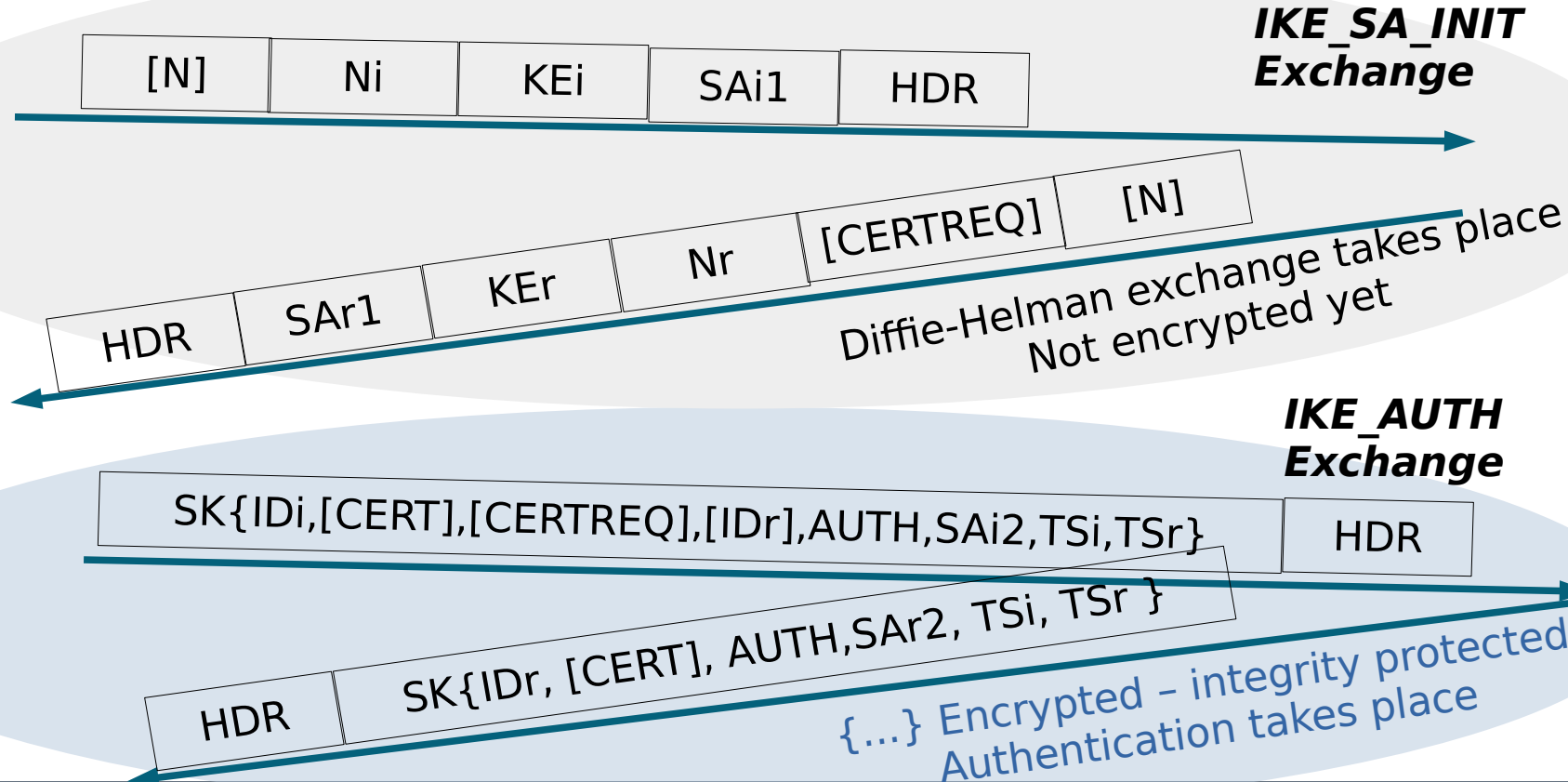


Basic IKEv2 Background

The IKEv2 SA Establishment


Initiator (client)

Responder (server)



IKEv2 Payloads

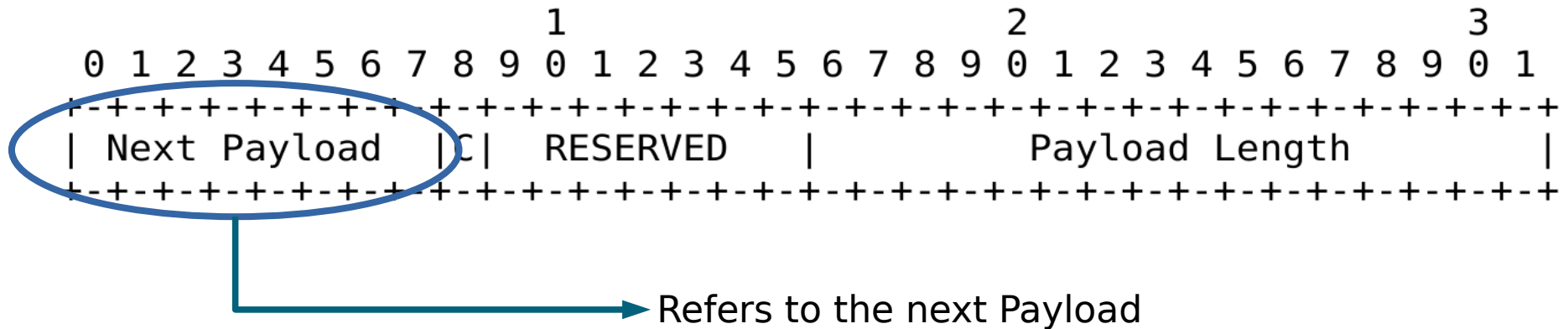
Value	Next Payload Type	Notation	Reference
0	No Next Payload		[RFC7296]
1-32	Reserved		[RFC7296]
33	Security Association	SA	[RFC7296]
34	Key Exchange	KE	[RFC7296]
35	Identification - Initiator	IDi	[RFC7296]
36	Identification - Responder	IDr	[RFC7296]
37	Certificate	CERT	[RFC7296]
38	Certificate Request	CERTREQ	[RFC7296]
39	Authentication	AUTH	[RFC7296]
40	Nonce	Ni, Nr	[RFC7296]
41	Notify	N	[RFC7296]
42	Delete	D	[RFC7296]
43	Vendor ID	V	[RFC7296]
44	Traffic Selector - Initiator	TSi	[RFC7296]
45	Traffic Selector - Responder	TSr	[RFC7296]
46	Encrypted and Authenticated	SK	[RFC7296]
47	Configuration	CP	[RFC7296]
48	Extensible Authentication	EAP	[RFC7296]
49	Generic Secure Password Method	GSPM	[RFC6467]
50	Group Identification	IDg	[draft-yeung-g-ikev2]
51	Group Security Association	GSA	[draft-yeung-g-ikev2]
52	Key Download	KD	[draft-yeung-g-ikev2]
53	Encrypted and Authenticated Fragment	SKF	[RFC7383]
54	Puzzle Solution	PS	[RFC8019]
55-127	Unassigned		
128-255	Private use		[RFC7296]



<https://www.iana.org/assignments/ikev2-parameters/ikev2-parameters.xhtml>

and IKEv2 Payload Chaining

- Each IKE payload starts with the following generic payload header:



Source: IETF RFC 7296

Security Association (SA) Payload

SA Payload

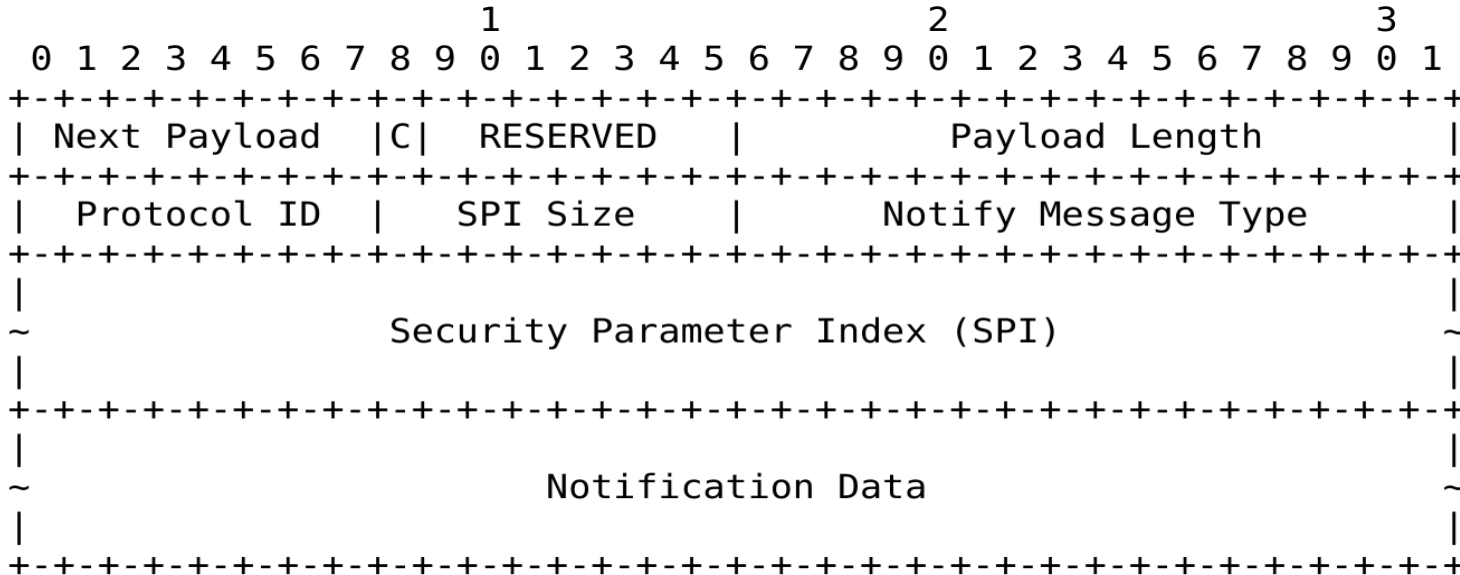
```
+--- Proposal #1 ( Proto ID = ESP(3), SPI size = 4,
                  7 transforms,          SPI = 0x052357bb )
|
|   +--- Transform ENCR ( Name = ENCR_AES_CBC )
|       |   +--- Attribute ( Key Length = 128 )
|       |
|       +--- Transform ENCR ( Name = ENCR_AES_CBC )
|           |   +--- Attribute ( Key Length = 192 )
|           |
|           +--- Transform ENCR ( Name = ENCR_AES_CBC )
|               |   +--- Attribute ( Key Length = 256 )
|               |
|               +--- Transform INTEG ( Name = AUTH_HMAC_SHA1_96 )
|               +--- Transform INTEG ( Name = AUTH_AES_XCBC_96 )
|               +--- Transform ESN ( Name = ESNs )
|               +--- Transform ESN ( Name = No ESNs )
|
+--- Proposal #2 ( Proto ID = ESP(3), SPI size = 4,
                  4 transforms,          SPI = 0x35ald6f2 )
|
|   +--- Transform ENCR ( Name = AES-GCM with a 8 octet ICV )
|       |   +--- Attribute ( Key Length = 128 )
|       |
|       +--- Transform ENCR ( Name = AES-GCM with a 8 octet ICV )
|           |   +--- Attribute ( Key Length = 256 )
|           |
|           +--- Transform ESN ( Name = ESNs )
|           +--- Transform ESN ( Name = No ESNs )
```

- An SA can have one or more Proposals.
- Each Proposal can have one or more Transforms.
- Each Transform can have one or more Attributes.



Notify Payload

- Potentially almost unlimited length!
- Potentially unlimited different types (> 70 already defined).



Source:
IETF RFC 7296

How “Encrypted and Authenticated” {SK} Payload is constructed

various IKEv2 payloads



encryption

ciphertext

int. hash




Calculation of integrity
hash



How an IKE_AUTH looks like

No.	Time	Source	Destination	Protocol	Length	Info
10	63.924928	192.168.56.1	192.168.56.103	ISAKMP	334	IKE_AUTH MID=01 Initiator Request
▶ Ethernet II, Src: 0a:00:27:00:00:00 (0a:00:27:00:00:00), Dst: PcsCompu_d7:4d:49 (08:00:27:d7:4d:49)						
▶ Internet Protocol Version 4, Src: 192.168.56.1, Dst: 192.168.56.103						
▶ User Datagram Protocol, Src Port: 4500, Dst Port: 4500						
▶ UDP Encapsulation of IPsec Packets						
▼ Internet Security Association and Key Management Protocol						
Initiator SPI: c00c8dee626a32ff						
Responder SPI: 52647a8538b24063						
Next payload: Encrypted and Authenticated (46)						
▶ Version: 2.0						
Exchange type: IKE_AUTH (35)						
▶ Flags: 0x08 (Initiator, No higher version, Request)						
Message ID: 0x00000001						
Length: 288						
▼ Payload: Encrypted and Authenticated (46)						
Next payload: Identification - Initiator (35)						
0... = Critical Bit: Not Critical						
.000 0000 = Reserved: 0x00						
Payload length: 260						
Initialization Vector: 660a6dda						
Encrypted Data						



0050 6d da f1 98 85 e2 7e c2 47 c0 e1 13 17 17 58 44 m.....G.....XD
0060 68 a7 47 b3 49 d8 e3 12 7d 23 9b e9 5b 9a dd e4 h.G.I...}#..[..
0070 cb b0 a0 2c d2 2a ef a8 e6 c2 32 6f e2 62 34 84 ..,*...20.b4..
0080 b0 d0 ea c1 7e 75 a5 d0 fd c9 eb b0 94 1b 0b cbu.....
0090 ce c0 95 0c b4 50 72 93 80 3a 79 48 7d 06 6c 0dPr...:yH}.l..
00a0 39 46 8e 77 64 1e 05 c5 8b d9 e7 d8 91 eb 29 aa 9F.wd.....).
00b0 37 0d 1e d8 64 73 24 13 f1 44 11 31 01 61 70 a3 7...ds\$.D.1.ap.
00c0 a4 10 a6 25 b4 bb 87 c7 2d 07 4c e4 2c 57 7c e3 ...%....-L.W|..
00d0 7e 8b d4 bd b1 2d 88 06 f8 60 03 9b ac 3d 15 50 ~.....~...=P

Packets: 72 - Displayed: 72 (100.0%)

IKEv2 Attack Surface & Attacking Possibilities



Attack Opportunities for an Unauthenticated Attacker



- **At a first glance, IKEv2 is simple.**
- **Room for potential abuse:**
 - **IKE_INIT** Exchange
 - Not Encrypted/integrity protected, not authenticated
 - Open for MITM (authentication challenge follows)
 - **IKE_AUTH** Exchange (?)
 - Encrypted, integrity protected, authentication takes place at the end of it.
 - An initiator still have some changes for abuse, until authentication step.
 - **Child SAs** is not an option
 - The other end has already been authenticated.

yIKEs - an open source IKEv2 Security Assessment Tool



- ***Python3*** tool, requires Scapy library; you need to be *root* :-)
- **Auto-configures (bocks) iptables *ICMP Destination Unreachable***
- **To perform successful Diffie-Helman Exchange and IKE_AUTH Encryption/Decryption, currently only the following are supported:**
 - Diffie-Helman Group: 2
 - Encryption Key length: 256
 - Encryption algorithm: AES-CBC
 - Integrity protection algorithm: SHA2-256-128
 - PRF: PRF_HMAC_SHA2_256

Triggered IKE_AUTH Responses

- *yIKEs* does not implement successful authentication (due to its testing objective).
- It does perform though successful Diffie-Helman exchange (to trigger the "Authentication Failed" Notification and all potential attacks up to this point).

```
[root@linux IKEv2] # ./yIKEs.py -d 192.168.56.101 -i vboxnet0 -recon -listen
Number of Proposals per Security Associations = 1
.
Sent 1 packets.
packet IKEv2 INIT sent
IKEv2 packet sent from the Responder was received:
192.168.56.101,SA,KE,Nonce,Notify(MULTIPLE_AUTH_SUPPORTED),VendorID(strongSwan 4.3.6)
Initiator's/my SPI= 6b4961721a23c7c4
Responder's/peer SPI= 270b3ae70426f587
Number of Proposals per Security Associations = 1
.
Sent 1 packets.
IKE_AUTH packet as Initiator was sent
IKE_AUTH packet sent from the Responder was received

Response received:
###[ IKEv2 Notify ]###
next_payload= None
res          = 0
length      = 8
proto       = Reserved
SPIsize     = 0
type        = AUTHENTICATION_FAILED
SPI         = ''
load        = ''

None
Reconfigure iptables to the old state
DONE
```

Reconnaissance?

- **VendorID Payload is your friend**

- If enabled in the configuration.
- Nothing new here, of course (just a reminder).



```
└─ Payload: Vendor ID (43) : strongSwan
  └─ Next payload: NONE / No Next Payload (0)
  └─ 0... .... = Critical Bit: Not Critical
  └─ .000 0000 = Reserved: 0x00
  └─ Payload length: 20
  └─ Vendor ID: 882fe56d6fd20dbc2251613b2ebe5beb
  └─ Vendor ID: strongSwan
```

```
└─ Payload: Vendor ID (43) : MS NT5 ISAKMPOAKLEY
└─ Payload: Vendor ID (43) : MS-Negotiation Discovery Capable
└─ Payload: Vendor ID (43) : Microsoft Vid-Initial-Contact
└─ Payload: Vendor ID (43) : Unknown Vendor ID
```

Check *ike-scan* and

<https://github.com/royhills/ike-scan/blob/master/ike-vendor-ids> for more info.

@AntoniosAtlasis

- **Different responses in “weird” or not so weird combinations can help a remote attacker to identify its target**
 - What is the limit (if any) on lengthy (e.g. more than 10000 bytes) IKEv2 messages?
 - What is the response in “malformed” packets?
 - “Invalid Syntax”?
 - “No Proposal Chosen”?
 - “Invalid IKE SPI”?
 - “Private Use - Errors”?
 - No response at all?
- **It has been found out that different implementations respond differently.**
- **More on “malformed” or rather unusual IKEv2 chains, later.**

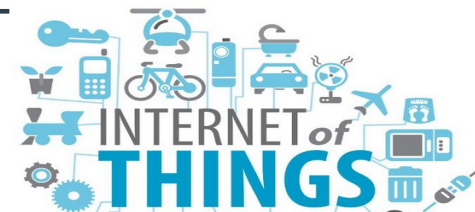


Denial of Service Attack Possibilities & Protections

- **Initiate many *Half-Open IKE-INIT* using different spoofed addresses (IKE is transmitted over UDP):**
 - Responder will have to reserve resources for an amount of time. Legitimate users, one way or another, may not be able to reach the VPN server.
 - Suitable for DDoS attacks.
- **RFC solutions:**
 - “*Cookies*”: A simple mechanism introduced to prevent spoofed DoS attacks. The attacker has just to return the Cookie (sent via Notify payloads).
[RFC 7296]
 - “*Puzzles*”: Make more computationally expensive for an attacker (typically Initiator) to create these half-open IKE-INIT SAs than for the defender to address them.
[RFC 8019]



- Sometimes RFCs solve a problem, and then create a problem for the solution they have provided.
- **[RFC 7815]: “*The Internet Protocol Suite is increasingly used on small devices with severe constraints on power, memory, and processing resources*”.**
 - Therefore, [RFC 7815] provides a minimal IKEv2 implementation for such devices.



Minimal IKEv2 Initiator Implementation [RFC 7815]

Kivinen

Informational

[Page 3]

RFC 7815

Minimal IKEv2 Initiator Implementation

March 2016

1. Introduction

The Internet Protocol Suite is increasingly used on small devices with severe constraints on power, memory, and processing resources. This document describes a minimal IKEv2 implementation designed for use on such constrained nodes that is interoperable with "Internet Key Exchange Protocol Version 2 (IKEv2)" [[RFC7296](#)].

A minimal IKEv2 implementation only supports the initiator end of the protocol. It only supports the initial IKE_SA_INIT and IKE_AUTH exchanges and does not initiate any other exchanges. It also replies with an empty (or error) message to all incoming requests.

This means that most of the optional features of IKEv2 are left out: NAT traversal, IKE SA rekey, Child SA rekey, multiple Child SAs, deleting Child / IKE SAs, Configuration payloads, Extensible Authentication Protocol (EAP) authentication, COOKIES, etc.

So, if you want to DoS IoT Devices that use IPSec/IKEv2



- **You flood a Responder with half IKEv2-INIT requests by spoofing the address of the devices you want to spoof.**
- **Responder responds with a Cookie, or even worst, with a Puzzle.**
- **IoT devices cannot complete the IKEv2 SA Establishment due to the lack of support of Cookies / Puzzles.**

- **When source spoofing is not an option, the best possibility for an attacker is to complete the IKE_INIT and submit an *fake IKE_AUTH* request.**
 - Fake IKE_AUTH = dummy load on the “Encrypted and Authenticate” Payload
 - Cheap for the attacker (i.e. no computations are required)
 - Recipient still has to calculate the Integrity hash to verify the message.

Half-Init & Half-Auth Attacks using yIKEs

- ***./yIKEs.py -d <dst ip addr> -i <iface> -half-init***

It does not spoof source address

=> Typically “blocked” after few attempts

- ***./yIKEs.py -d <dst ip addr> -i <iface> -half-init -sub <subnet> -rand***

=> Randomise (spoofs) source address from a given subnet and triggers “Cookies”

=> If in the same LAN, it responds to ARP and performs Half-Auth attack (with “dummy” encrypted payload) - proof of concept.

IKE Half-Auth Attack- PoC

```
./yIKEs.py -d 192.168.56.101 -i vboxnet0 -half-init -sub 192.168.56.0/24 -rand -stimeout 1000
```

```
top - 18:08:11 up 8:14, 1 user, load average: 0.88, 0.73, 0.37
Tasks: 93 total, 2 running, 91 sleeping, 0 stopped, 0 zombie
%Cpu(s): 25.6 us, 24.4 sy, 0.0 ni, 45.5 id, 0.0 wa, 0.0 hi, 4.5 si, 0.0 st
KiB Mem : 498728 total, 6924 free, 124024 used, 367780 buff/cache
KiB Swap: 839676 total, 836852 free, 2824 used. 343228 avail Mem
```

PID	USER	PR	NI	UIRT	RES	SHR	S	%CPU	%MEM	TIME+	COMMAND
1087	root	20	0	955504	8732	1652	S	63.0	1.8	2:17.03	charon

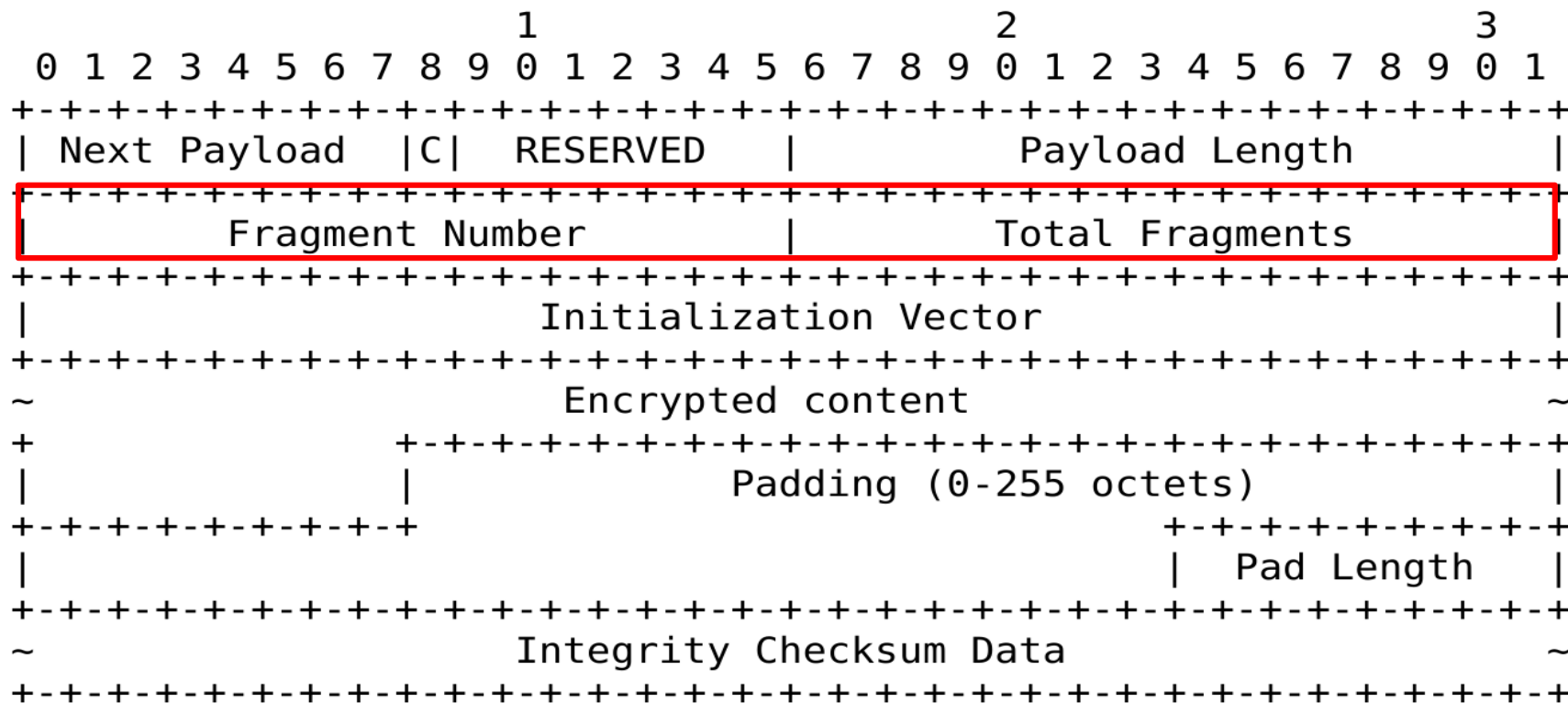
IKEv2 Fragmentation [RFC 7383]

- **Fragmentation at IKEv2 level**
 - To avoid IP fragmentation (due to potential dropping of IP fragments)
- **Only IKE_SA_AUTH messages can be IKE-fragmented**
- **A *Notify type=16430* message denotes IKEv2 fragmentation capabilities**
- **Combination of IP and IKEv2 fragments may not make sense for legitimate purposes, but it is not prevented.**

```
Payload: Notify (41) - IKEV2_FRAGMENTATION_SUPPORTED
-Next payload: Notify (41)
-0... .. = Critical Bit: Not Critical
-.000 0000 = Reserved: 0x00
-Payload length: 8
-Protocol ID: RESERVED (0)
-SPI Size: 0
-Notify Message Type: IKEV2_FRAGMENTATION_SUPPORTED (16430)
-Notification DATA: <MISSING>
```




IKEv2 Encrypted Fragment Payload



Source: IETF RFC 7383

IKEv2 Fragmentation Attacks

- **Incomplete fragments**
 - Fill-up target's memory
- **Create chains > 65535 bytes**
 - Theoretically unlimited
- **Fragmentation overlapping?**
 - Not partially (i.e. no offset in fragments)
 - Only duplicated fragments
 - Still rather not an option.



-fr The number of IKEv2 fragments > 0 to be used for IKEv2 fragmentation (in IKE_AUTH messages).

-ifr The last fragment is not sent

Try to fill-up target's memory with many huge but incomplete fragments.

==> imagine multiple (spoofed) senders.

What is the Difference between IP fragmentation and IKEv2 fragmentation?

No.	Time	Ether	Source	Destination	Protocol	Length	Info
...	226.163646...	0a:00:27:00:00:00	192.168.56.1	192.168.56.101	IPv4	1482	Fragmented IP protocol (proto=UDP 17, off=50680, ID=0001)
...	226.164201...	0a:00:27:00:00:00	192.168.56.1	192.168.56.101	IPv4	1482	Fragmented IP protocol (proto=UDP 17, off=52128, ID=0001)
...	226.164764...	0a:00:27:00:00:00	192.168.56.1	192.168.56.101	IPv4	1482	Fragmented IP protocol (proto=UDP 17, off=53576, ID=0001)
...	226.165317...	0a:00:27:00:00:00	192.168.56.1	192.168.56.101	IPv4	1482	Fragmented IP protocol (proto=UDP 17, off=55024, ID=0001)
...	226.166471...	0a:00:27:00:00:00	192.168.56.1	192.168.56.101	IPv4	1482	Fragmented IP protocol (proto=UDP 17, off=56472, ID=0001)
...	226.167051...	0a:00:27:00:00:00	192.168.56.1	192.168.56.101	IPv4	1482	Fragmented IP protocol (proto=UDP 17, off=57920, ID=0001)
...	226.167607...	0a:00:27:00:00:00	192.168.56.1	192.168.56.101	IPv4	1482	Fragmented IP protocol (proto=UDP 17, off=59368, ID=0001)
...	226.168247...	0a:00:27:00:00:00	192.168.56.1	192.168.56.101	IPv4	1482	Fragmented IP protocol (proto=UDP 17, off=60816, ID=0001)
...	226.169001...	0a:00:27:00:00:00	192.168.56.1	192.168.56.101	IPv4	1482	Fragmented IP protocol (proto=UDP 17, off=62264, ID=0001)
...	226.169763...	0a:00:27:00:00:00	192.168.56.1	192.168.56.101	IPv4	1482	Fragmented IP protocol (proto=UDP 17, off=63712, ID=0001)
...	226.170531...	0a:00:27:00:00:00	192.168.56.1	192.168.56.101	ISAKMP	402	IKE_AUTH MID=01 Initiator Request

Oversized (i.e. near the limit of an IP datagram).

```
Frame 313: 402 bytes on wire (3216 bits), 402 bytes captured (3216 bits) on interface vboxnet0, id 0
Ethernet II, Src: 0a:00:27:00:00:00 (0a:00:27:00:00:00), Dst: PcsCompu_ee:53:55 (08:00:27:ee:53:55)
Internet Protocol Version 4, Src: 192.168.56.1, Dst: 192.168.56.101
User Datagram Protocol, Src Port: 500, Dst Port: 500
Internet Security Association and Key Management Protocol
  Initiator SPI: 5fdfd2dad6b58d98
  Responder SPI: 0000000000000000
  Next payload: Encrypted and Authenticated (46)
  Version: 2.0
  Exchange type: IKE_AUTH (35)
  Flags: 0x08 (Initiator, No higher version, Request)
  Message ID: 0x00000001
  Length: 65520
  Payload: Encrypted and Authenticated (46)
0000  01 f4 01 f4 ff f8 f9 69 5f df d2 da d6 b5 8d 98 .....1
0010  00 00 00 00 00 00 00 00 2e 20 23 08 00 00 00 01 .....
0020  00 00 ff f0 24 00 ff d4 38 4e 11 4d ec 8c 83 6b .....$...8N
0030  81 7e 06 f1 57 a1 9c 64 b4 a0 cc 56 d6 c2 0f e2 ...W...
0040  ce 45 74 56 9d 4a a1 ad 41 8f e8 c0 04 98 84 78 ...EtV...A...
0050  06 ef ac cd 73 67 8b de dd 55 c6 9a 28 1b 77 48 ...sg...
0060  79 52 c5 c8 e1 09 7f ca 93 45 ec 15 4c 95 db a1 ...yR...E...
0070  4e 8c 70 a4 93 90 f0 ac 39 27 7d 81 68 c7 ca 24 ...N...9...
0080  10 87 41 1f a3 6e ea a4 8a 80 2f bc bd bb db c7 ...A...n...
0090  f9 ef d6 fc 35 7e 92 7c a9 54 14 7a 33 ff 01 48 ...5...|...T...
00a0  57 b7 5e 4d e8 e5 cd 4b fc 42 0d 2d dd 68 04 5f ...W...M...K...B...
00b0  ed a2 a0 d6 a3 6c cd 43 b4 8f 4a be 3 14 26 5c ...L...C...
00c0  ef f9 f1 48 d9 db f1 4d b2 80 bd 1 73 da 70 24 ...H...M...
00d0  68 d0 c1 5d b8 42 25 6c bd d 01 a7 d0 88 09 68 ...h...|...B%L...
```

CentOS Linux 8 (Core)
kernel 4.18.0-193.19.1.el8_2.x86_64 on an x86_64

localhost login: [255.694661] IPv4: Oversized IP packet from 192.168.56.1

Frame (402 bytes) Reassembled IPv4 (65528 bytes)

What is the Limit of IKEv2 Fragmentation?

- You can have IKEv2 65535 fragments
- With an Ethernet MTU (1480 bytes) you can have an IKE AUTH packet bigger than 91 million (!) bytes - if you can construct it.
- To make matter worst, you can combine it with IP fragmentation.



Any IKEv2 Official Length Limitations?

- IETF RFC 7296:
 - “All IKEv2 implementations **MUST** be able to send, receive, and process IKE messages that are up to 1280 octets long, and they **SHOULD** be able to send, receive, and process messages that are up to 3000 octets long”.
- In practice:
 - Several implementations allow IKEv2 packets much bigger than these.



I'M SURE
that's totally safe.




IKEv2 Fragmentation - Oversized Example

No.	Time	Ether	Source	Destination	Protocol	Length	Info
...	11.7492542...	0a:00:27:00:00:00	192.168.56.1	192.168.56.101	ISAKMP	926	IKE_AUTH MID=01 Initiator Request (fragment 152/161)
...	11.7587843...	0a:00:27:00:00:00	192.168.56.1	192.168.56.101	ISAKMP	926	IKE_AUTH MID=01 Initiator Request (fragment 153/161)
...	11.7784850...	0a:00:27:00:00:00	192.168.56.1	192.168.56.101	ISAKMP	926	IKE_AUTH MID=01 Initiator Request (fragment 154/161)
...	11.7953822...	0a:00:27:00:00:00	192.168.56.1	192.168.56.101	ISAKMP	926	IKE_AUTH MID=01 Initiator Request (fragment 155/161)
...	11.8111603...	0a:00:27:00:00:00	192.168.56.1	192.168.56.101	ISAKMP	926	IKE_AUTH MID=01 Initiator Request (fragment 156/161)
...	11.8314586...	0a:00:27:00:00:00	192.168.56.1	192.168.56.101	ISAKMP	926	IKE_AUTH MID=01 Initiator Request (fragment 157/161)
...	11.8460920...	0a:00:27:00:00:00	192.168.56.1	192.168.56.101	ISAKMP	926	IKE_AUTH MID=01 Initiator Request (fragment 158/161)
...	11.8662706...	0a:00:27:00:00:00	192.168.56.1	192.168.56.101	ISAKMP	926	IKE_AUTH MID=01 Initiator Request (fragment 159/161)
...	11.8852426...	0a:00:27:00:00:00	192.168.56.1	192.168.56.101	ISAKMP	926	IKE_AUTH MID=01 Initiator Request (fragment 160/161)
...	11.8975779...	0a:00:27:00:00:00	192.168.56.1	192.168.56.101	ISAKMP	270	IKE_AUTH MID=01 Initiator Request (fragment 161/161)

- **926 bytes x 160 fragments + 250 = 148340 bytes >> 65535 bytes**
- **No protection or alert from underlying Operation system, since the IP datagram itself never reaches the limit.**
- **It is on the specific implementation only.**

Examples of IKEv2 Fragmentation Related CVEs

[VULNERABILITIES](#)[SEARCH AND STATISTICS](#)

Vuln ID 	Summary 	CVSS Severity 
CVE-2016-6381	Cisco IOS 12.4 and 15.0 through 15.6 and IOS XE 3.1 through 3.18 and 16.1 allow remote attackers to cause a denial of service (memory consumption or device reload) via fragmented IKEv1 packets, aka Bug ID CSCuy47382. Published: October 05, 2016; 1:59:00 PM -0400	V3.0: 7.5 HIGH V2.0: 7.1 HIGH
CVE-2016-1344	The IKEv2 implementation in Cisco IOS 15.0 through 15.6 and IOS XE 3.3 through 3.17 allows remote attackers to cause a denial of service (device reload) via fragmented packets, aka Bug ID CSCux38417. Published: March 25, 2016; 9:59:01 PM -0400	V3.0: 5.9 MEDIUM V2.0: 7.1 HIGH
CVE-2013-6076	strongSwan 5.0.2 through 5.1.0 allows remote attackers to cause a denial of service (NULL pointer dereference and charon daemon crash) via a crafted IKEv1 fragmentation packet. Published: November 02, 2013; 2:55:03 PM -0400	V3.x: (not available) V2.0: 5.0 MEDIUM

What (else) Could Someone Potentially Abuse?

- **Each exchange may have:**
 - Several different types of payloads
 - Many payloads of one type (not necessarily acceptable for all types).
 - Different sizes for some types of payloads
 - Some of them can become extremely big (e.g. Notify or Certificate related payloads).
 - Some Payloads (eg SA) have have their internal, potentially unlimited, chain.
 - Many Proposals, each one having many Transforms, each one having some Attributes.
- **There is no pre-defined order, or strict number of occurrences (even if e.g. having two SAs may not make sense).**
 - Payloads may be repeated



Supported IKEv2 Payload Identifiers

- **SA** Security Association
- **KE** Key Exchange
- **Nonce** Nonce Payload
- **CERTREQ** Certificate Request Payload
- **CERT** Certificate Payload
- **IDi** Identification Payload (Initiator)
- **IDr** Identification Payload (Responder)
- **TSi** Traffic Selector (Initiator)
- **TSr** Traffic Selector (Responder)
- **AUTH** Authentication Payload
- **Notify** Notify Payload

Constructing Arbitrary Payload Chains

- In IKE_INIT

```
./yIKEs.py -i <iface> -d <IP address of destination> -recon  
-ip <comma separated list of IKEv2 identifier payloads>
```

Example:

```
./yIKEs.py -i vboxet0 -d 192.168.56.101 -recon -ip  
SA,KE,Notify.16380,Nonce,Notify.16388-1639
```

comma-separated list
of Identifier Payloads

Notify Types separated
with dots (.)

Range of Notify
Types

A special case: SA Payload

- **For IKE_INIT**
 - Defining Transforms in a Proposal
-pr 1.12,3.12,2.5,4.2
 - Many Transforms in a Proposal:
-pr 1.12-14,3.12,2.5,4.2
 - Many Proposals
-pr 1.12-14,3.12,2.5,4.2/1.16,3.14,2.5,4.2
- **For IKE_AUTH: Just use *-pr2* (same syntax)**

TYPES OF TRANSFORMS (EXAMPLES)

Encryption: 1		Integrity: 3	
AES-CBC	12	HMAC-SHA1-96	2
AES-CTR	13	SHA2-256-128	12
Camellia-CBC	23	SHA2-256-128	14
PRF: 2		GroupDesc: 4	
PRF_HMAC_SH A2_256	5	1024MODPgr	2
PRF_HMAC_SH A2_384	6	2048MODPgr	14
Extended Sequence Number: 5			
No ESN	0		
ESN	1		

Example: 1.12 => AEC-CBC,
3.14 => SHA2-256-128
etc.

For a complete list, check:

<https://www.iana.org/assignments/ikev2-parameters/ikev2-parameters.xhtml#ikev2-parameters-3>

Potentially Malformed Payload Chains

```
[root@linux IKEv2]# ./yIKEs.py -d 192.168.56.101 -i vboxnet0 -recon -ip SA KE,Notify.16450,Nonce SA
Number of Proposals per Security Associations = 1
.
Sent 1 packets.
Response received:
192.168.56.101,Notify(INVALID_SYNTAX)
packet IKEv2 INIT sent
Reconfigure iptables to the old state
DONE
```



2 SAs in one IKE_INIT => "Invalid Syntax" for StrongSwan
Same for KE, Nonce for StrongSwan

- **This is not the case for Windows 2019 Servers**

=> happily respond to messages with several SA, KE, and Nonce payloads (> 140).

Search Results




 (Refine Search)Sort results by: Publish Date Descending

Search Parameters:

- Results Type: Overview
- Keyword (text search): IKEv2

There are **40** matching records.
Displaying matches **1** through **20**.

1 2 > >>

Vuln ID 	Summary 	CVSS Severity 
CVE-2020-3230	<p>A vulnerability in the Internet Key Exchange Version 2 (IKEv2) implementation in Cisco IOS Software and Cisco IOS XE Software could allow an unauthenticated, remote attacker to prevent IKEv2 from establishing new security associations. The vulnerability is due to incorrect handling of crafted IKEv2 SA-Init packets. An attacker could exploit this vulnerability by sending crafted IKEv2 SA-Init packets to the affected device. An exploit could allow the attacker to cause the affected device to reach the maximum incoming negotiation limits and prevent further IKEv2 security associations from being formed.</p> <p>Published: June 03, 2020; 2:15:20 PM -0400</p>	V3.1: 7.5 HIGH V2.0: 5.0 MEDIUM
CVE-2019-12312	<p>In Libreswan 3.27 an assertion failure can lead to a pluto IKE daemon restart. An attacker can trigger a NULL pointer dereference by initiating an IKEv2 IKE_SA_INIT exchange, followed by a bogus INFORMATIONAL exchange instead of the normally expected IKE_AUTH exchange. This affects send_v2N_spi_response_from_state() in programs/pluto/ikev2_send.c that will then trigger a NULL pointer dereference leading to a restart of libreswan.</p> <p>Published: May 24, 2019; 10:29:00 AM -0400</p>	V3.0: 7.5 HIGH V2.0: 5.0 MEDIUM
CVE-2017-17157	<p>IKEv2 in Huawei IPS Module V500R001C00, V500R001C00SPC200, V500R001C00SPC300, V500R001C00SPC500, V500R001C00SPH303, V500R001C00SPH508, V500R001C20, V500R001C20SPC100, V500R001C20SPC100PWE, V500R001C20SPC200, V500R001C20SPC200B062, V500R001C20SPC300B078, V500R001C20SPC300PWE has an out-of-bounds memory access vulnerability due to insufficient input validation. An attacker could exploit it to craft special packets to trigger out-of-bounds memory access, which may further lead to system exceptions.</p> <p>Published: February 15, 2018; 11:29:01 AM -0500</p>	V3.0: 7.5 HIGH V2.0: 5.0 MEDIUM

- **IKEv2 has been simplified significantly, which leaves less room for potential exploitation.**
- **However, the chains that can be constructed using the various payloads and literally endless combinations still leave room for potential abuse.**
- **RFCs do not always help in the prevention of such attacks because:**
 - They do not enforce strict measures and behaviours in rather unnecessary for real world cases, hence leaving this to vendors' understanding of the various attacking scenarios.
 - Some times they “contradict” each other.

Now you can perform your own assessments using yIKEs:

- yIKEs is released today as open-source at <https://github.com/aatlasis>



Some Final Thoughts

- **RFCs still written following the “Robustness principle” philosophy:**

"Be conservative in what you send, be liberal in what you accept from others"

==> Good for interoperability purposes, but for security?

==> same story is repeated in several protocols (e.g. see IPv6)

- **There have been efforts for a change in IETF community.**
- **Time for a change?**



The Way is Shown by:

INFORMATIONAL
Errata Exist

R. Callon, Editor
I00F
1 April 1996

Network Working Group
Request for Comments: 1925
Category: Informational

The Twelve Networking Truths

(12) In protocol design, perfection has been reached not when there is nothing left to add, but when there is nothing left to take away.



Questions?



References

- Kaufman, C., Hoffman, P., Nir, Y., Eronen, P., and T. Kivinen, "Internet Key Exchange Protocol Version 2 (IKEv2)", STD 79, RFC 7296, DOI 10.17487/RFC7296, October 2014, <<https://tools.ietf.org/html/rfc7296>>.
- Smyslov, V., "Internet Key Exchange Protocol Version 2 (IKEv2) Message Fragmentation", RFC 7383, DOI 10.17487/RFC7383, November 2014, <<https://www.rfc-editor.org/info/rfc7383>>.
- Nir, Y. and V. Smyslov, "Protecting Internet Key Exchange Protocol Version 2 (IKEv2) Implementations from Distributed Denial-of-Service Attacks", RFC 8019, DOI 10.17487/RFC8019, November 2016, <<https://www.rfc-editor.org/info/rfc8019>>.
- Kivinen, T., "Minimal Internet Key Exchange Version 2 (IKEv2) Initiator Implementation", RFC 7815, DOI 10.17487/RFC7815, March 2016, <<https://www.rfc-editor.org/info/rfc7815>>.

yIKEs

An open-source tool for
IKEv2 security assessment

- **Basic parameters:**

- i <INTERFACE>* The interface to use
- d <IP>* The IPv4 address of the target.
- p <port>* The UDP port of the target (default: 500).
- sp <port>* The source UDP port (default 500).
- stimeout* The time to sniff when in listen mode, in seconds (default: 10).

-recon Send an INIT packet only and print results of the Response only => Initiator.

-listen Listen for INIT packets, print results and respond with AUTH => Responder.

-recon -listen Send INIT packet, listens for INIT response, send AUTH packet => Initiator.

(AUTH as responder not supported yet).

-half-init Initiates a half-open INIT attack; responds to cookies; it also responds with fake AUTH.

Constructing Arbitrary Payload Chains (2)

- In IKE_AUTH

```
./yIKEs.py -i <iface> -d <IP address> -recon -listen
```

```
-ip2 <comma separated list of IKEv2 identifier payloads>
```

Example:

```
./yIKEs.py -i vboxnet0 -d 192.168.56.101 -recon -ip2  
IDi,Notify.16384,IDr,AUTH,TSi,TSr
```

Different comma-separated
list of Identifier Payloads
Automatically Encrypted and put in “Encrypted” Payload