



CALL FOR PAPERS – SUBMISSION PREPARATION DOCUMENT

Please use this form to prepare and save your submission prior to submitting it to Black Hat. **We do not accept submissions via e-mail, [you must submit it via the CFP Portal Here](#)**

QUESTIONS ?

Contact cfp@blackhat.com or jennifer.hughes@informa.com

IMPORTANT DATES:

- Call for Papers Opens: September 20, 2024 (12:00 am SGT-Singapore Time)
- Call for Papers Closes: November 13, 2024 (11:59 pm SGT-Singapore Time)
 - Notification to Submitters: late January - early February 2025
- Briefings Dates/Location: April 3-4, 2025 (Marina Bay Sands, Singapore)

ABOUT THE SPEAKERS/CONTRIBUTORS:

- **Name**
- **Display Name** (optional) – *Use only if you want to add a handle (e.g. Crash Override, or Zero Cool)*
- **Preferred Pronouns** - e.g., she/her, he/him, they/them
- **Email** - *Must be unique, cannot use the same e-mail address for another speaker.*
- **Phone** (optional)
- **Title** – *Example: Security Researcher, CISO, etc.*
- **Organization** – *Name of Company, University, etc.*
 - **Are you an independent researcher?** – *Optional, check if you are an independent researcher who does not have a company affiliation.*
- **Country**
- **State/Providence** (required for US/Canada Only)
- **Twitter (X) Username** (optional)
- **Website URL** (optional)
- **LinkedIn URL** (optional)
- **Bio** (*Format: Third-person perspective, Short Paragraph Format, Start with Full Name. For examples, refer here: <https://www.blackhat.com/asia-24/briefings/schedule/>*)
- **Have you previously spoken at Black Hat?** *Optional, Yes/No checkbox.*
- **Badge Name** (optional)
- **Badge Org** (optional)
- **CISSP** (optional)

ABOUT THE SESSION:

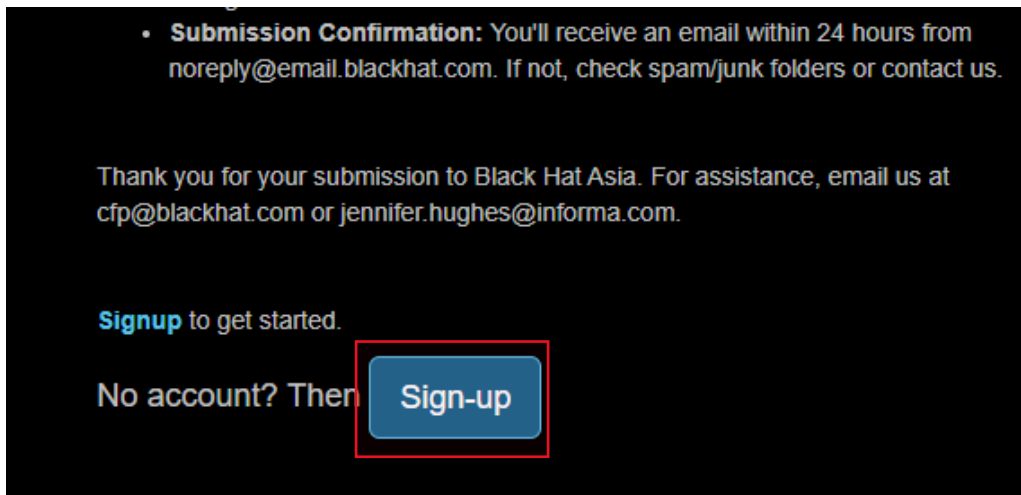
- **Title** (*Session Title*) - *Tip: The system does not allow double quotes (") in titles, use single quotes ('), if desired. [For examples of previous titles, refer here.](#)*
- **Track** (*Primary*) - *Primary Track. Tip: [Track descriptions are available here.](#)*
- **Secondary** (*Secondary Track – optional*)
- **Format** (*30-Minutes or 40-Minutes*)

1. **Abstract** (Provide a concise, yet detailed description of your presentation, approx. 75-300 words. Accepted talk abstracts will be published on Black Hat's website and in other materials.)
2. **Presentation Outline** (Provide a detailed outline of the content, major topics, subtopics, and key points to be covered. Submissions with detailed outlines score higher. Field displays plain text only, add line breaks for readability.)
3. **Is This Content New (Not Previously Presented/Published)?** (Yes or No. If no, detail what has been published/presented, where and how this submission differs. Include URLs for any prior presentations, videos, papers, or posts.)
4. **Have You/Do You Plan to Submit This Talk to Another Conference?** (If yes, list name, date, and location of conference and how this submission to Black Hat is different/unique. Note that a parallel submission does not necessarily exclude your presentation from Black Hat.)
5. **What new research, concept, technique, or approach is included in your submission?** (Describe what is new or ground-breaking about your research and how it will benefit the audience.)
6. **Provide 3 Audience Takeaways.** (Provide three actionable takeaways from your presentation for the audience.)
7. **If applicable, what problem does your research solve?** (optional)
8. **Will You Be Releasing a New Tool? If Yes, Describe the Tool.** (Yes/No. If yes, describe the tool and how it complements your presentation, including category - open source or commercial, planned release date and license type).
9. **Is This a New Vulnerability? If Yes, Describe the Vulnerability.** (Yes/No. If yes, provide supporting descriptions/details.)
10. **If this is a new vulnerability, have you disclosed it to the affected vendor(s)?** (Please explain where you are in the disclosure process, including vendor response, timelines, reporting status, patch status, etc.)
11. **Will Your Presentation Include a Demo? If Yes, Describe the Demo.** (Yes/No. If yes, what do you plan to demo and how will the demo improve the presentation or attendee understanding? Note: This question relates to demos of the issue, not tool demos.)
12. **Was an LLM used in the creation of this submission?** (Yes/No. If yes, explain how it was used. Submissions that include text generated entirely from LLM are prohibited. Submitters may use LLM tools for editing/polishing author-written text ONLY.)
13. **Provide the Names of the Speakers Presenting and Their Previous Speaking Experience.** (List the name(s) of the speaker(s) who will present the session. Speaking teams are limited to 2. Additional speakers will be listed as contributors. If the speakers are previous Black Hat Briefings Speakers, when/where did they last present, Example: Black Hat Asia 2021? If not, provide a link to a video sample of a previous conference presentation.)
14. **Does Your Company/ Employer Provide a Solution to the Issue Addressed? If Yes, Explain.** (Yes/No. If yes, explain the solution and how you will maintain a vendor-agnostic approach. Is the solution commercial in nature or open source?)

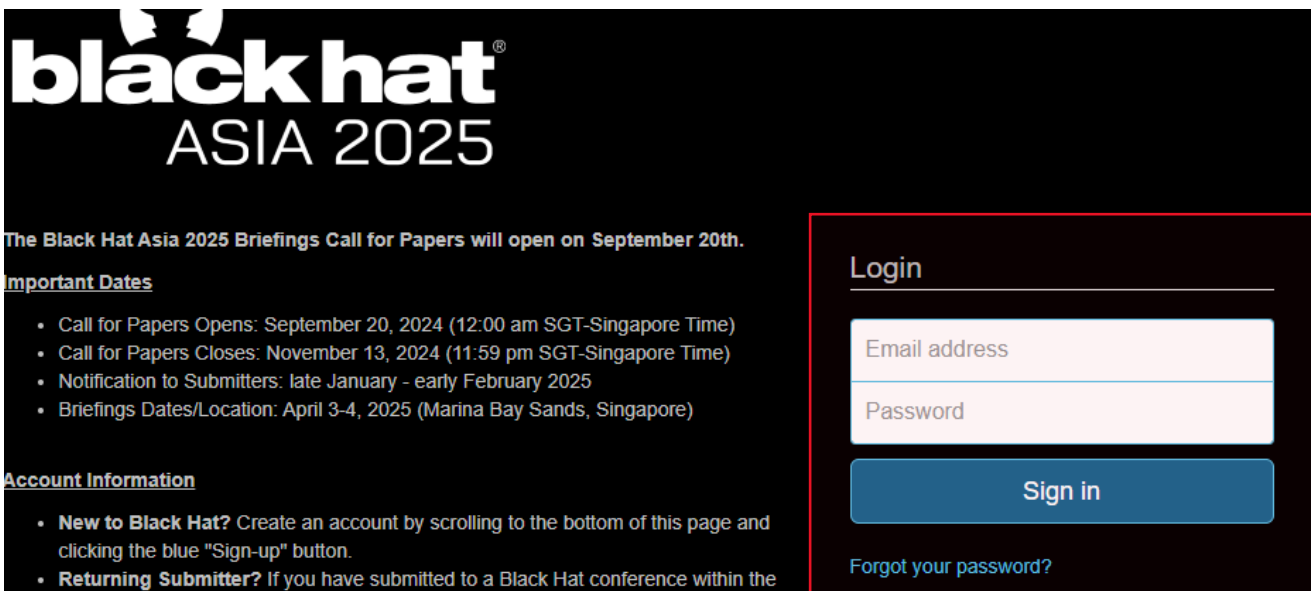
- 15. Do You Want to Provide a White Paper for Review by the Board?** *(Yes/No. If yes, indicate if it is final or a draft and provide a link here. Submission must be self-contained for evaluation; white paper is optional.)*
- 16. If session is selected, do we have permission to publish it on the website immediately?** *(Yes/No. If no, please provide details, e.g., embargo. Selected sessions may be published as early as December 1, including session title, abstract, and speaker information. Note: outlines, white papers, and other fields will not be published).*
- 17. Message for Review Board (Optional)** *(Detail any special considerations that apply to your talk, i.e. any assistance you need preparing for the talk or on-site at the conference, etc.)*

SUBMISSION SCREENSHOTS AND INSTRUCTIONS:

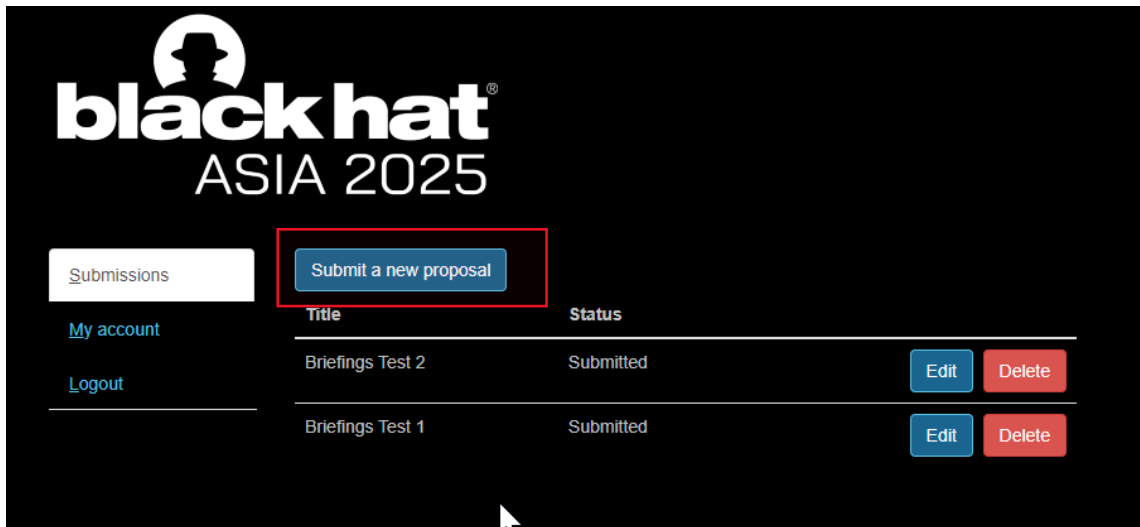
- Account Information
 - **New to Black Hat?** Create an account by scrolling to the bottom of the [CFP Portal page](#) and clicking the blue "Sign-up" button.



- **Returning Submitter?** If you have submitted to a Black Hat conference within the last two years, please use your previously created credentials to log in. (If you have forgotten your password, click on "Forgot Your Password" under the blue "Sign in" button.)

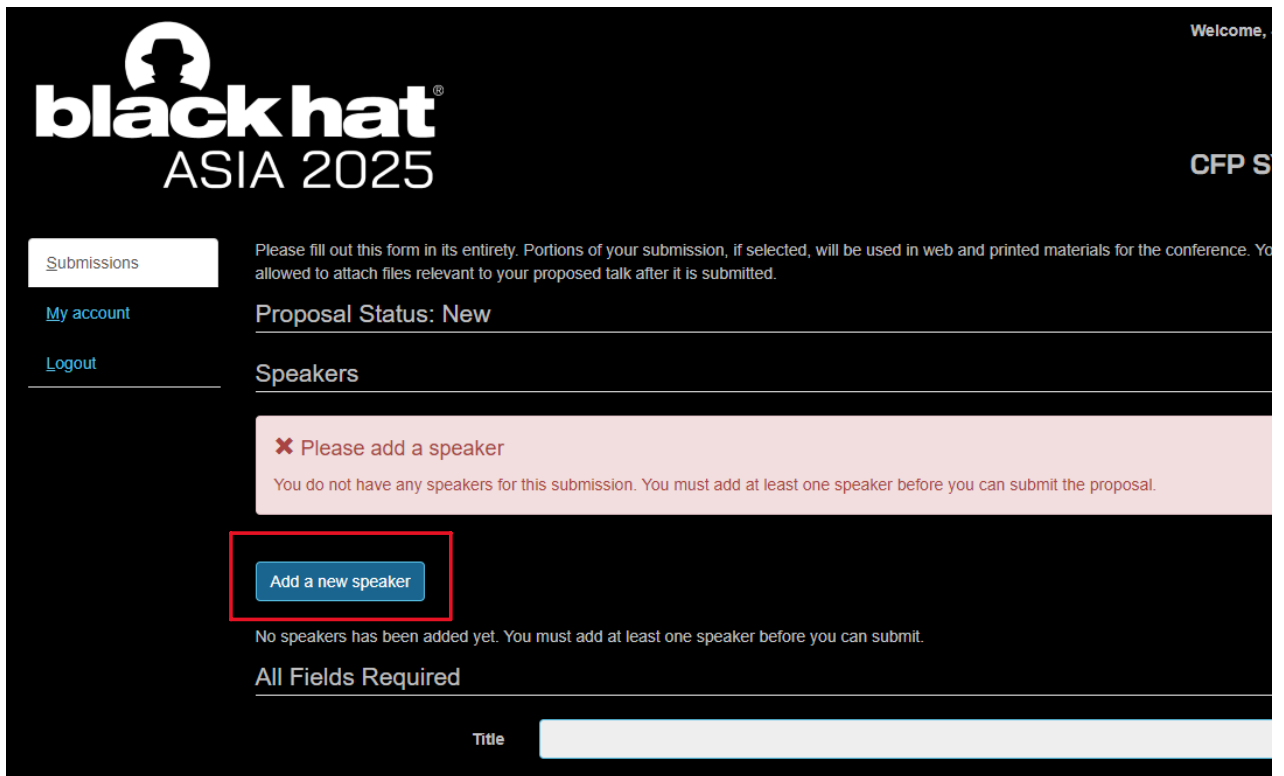


Once you have logged in, click on the blue “Submit a new proposal” button

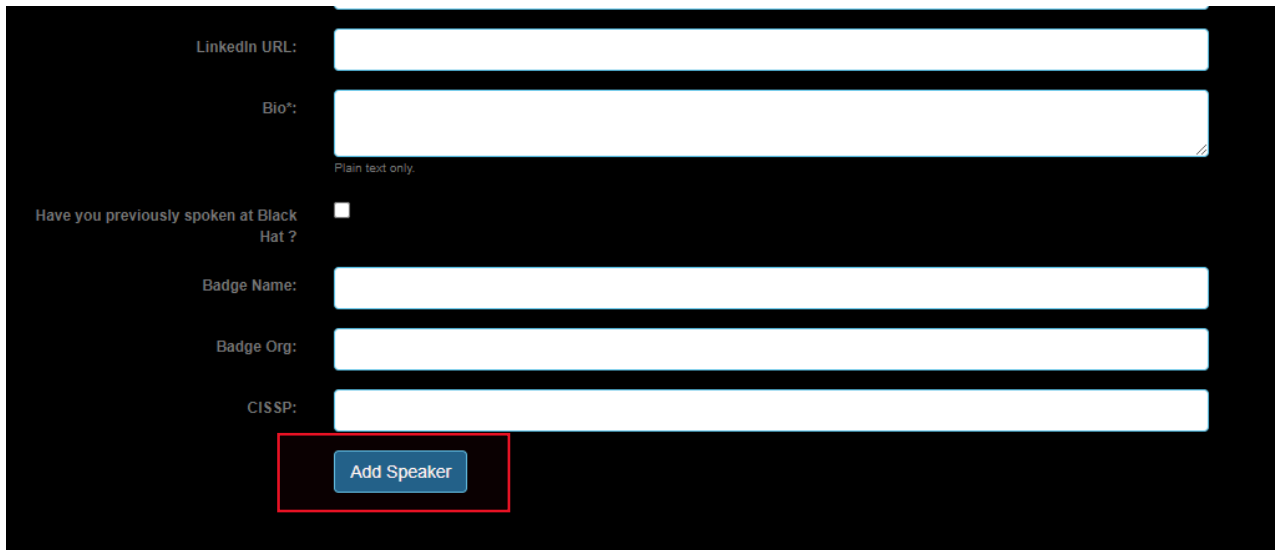


To add the first speaker, click on the blue “Add a new speaker” button.

Note: you must add a speaker before you can complete any of the other fields in the submission (such as Title, etc.)



Enter the speaker details and scroll to the bottom of the screen and click on the blue “Add Speaker” button.



LinkedIn URL:

Bio*:
Plain text only.

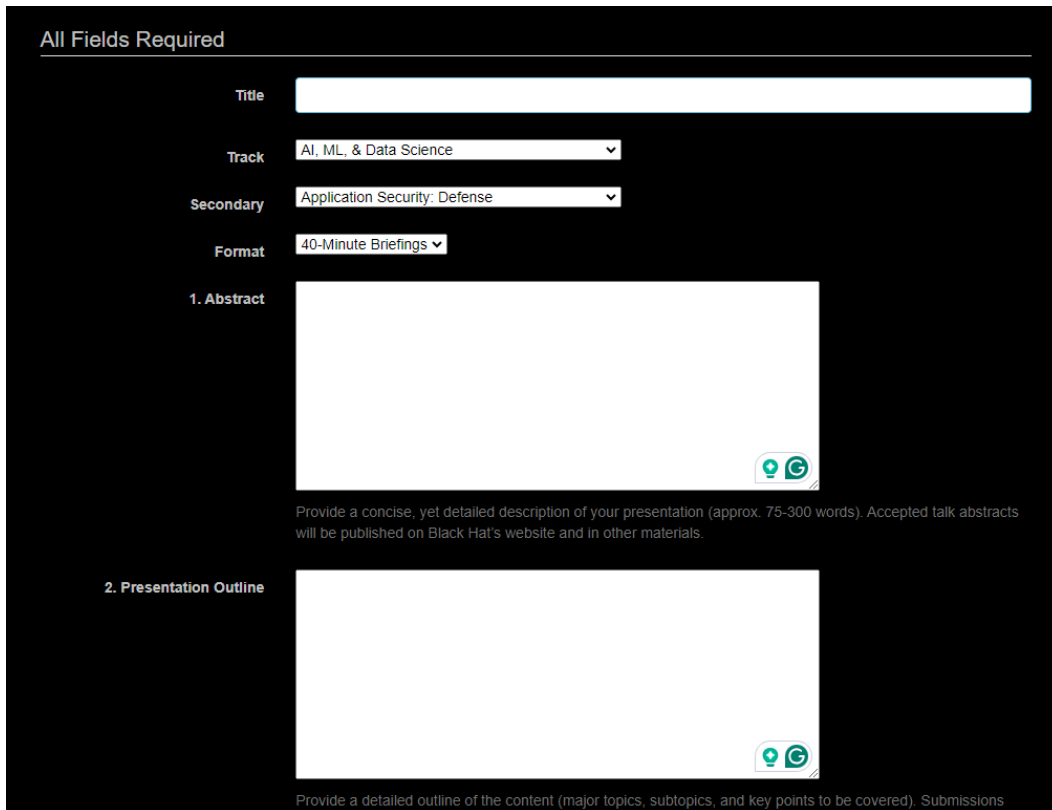
Have you previously spoken at Black Hat?

Badge Name:

Badge Org:

CISSP:

Next, complete the submission fields.



All Fields Required

Title:

Track:

Secondary:

Format:

1. Abstract

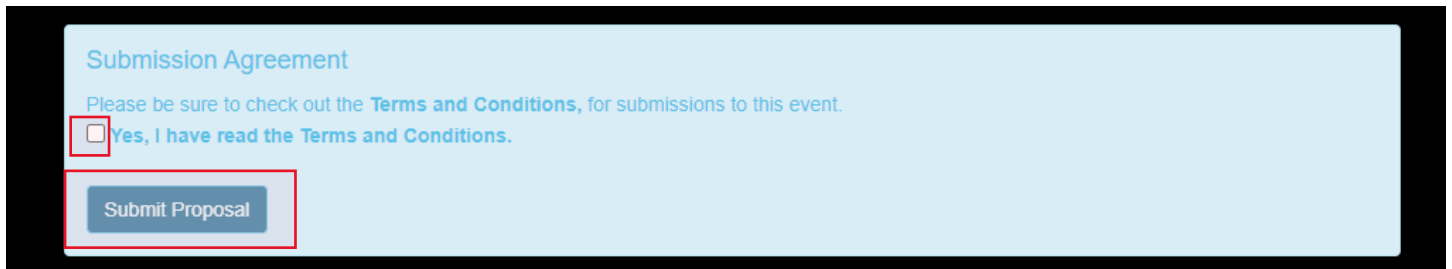
Provide a concise, yet detailed description of your presentation (approx. 75-300 words). Accepted talk abstracts will be published on Black Hat's website and in other materials.

2. Presentation Outline

Provide a detailed outline of the content (major topics, subtopics, and key points to be covered). Submissions

When you are done with your submission, read and agree to the **Terms and Conditions**. Check the box next to “**Yes, I have read the Terms and Conditions.**”

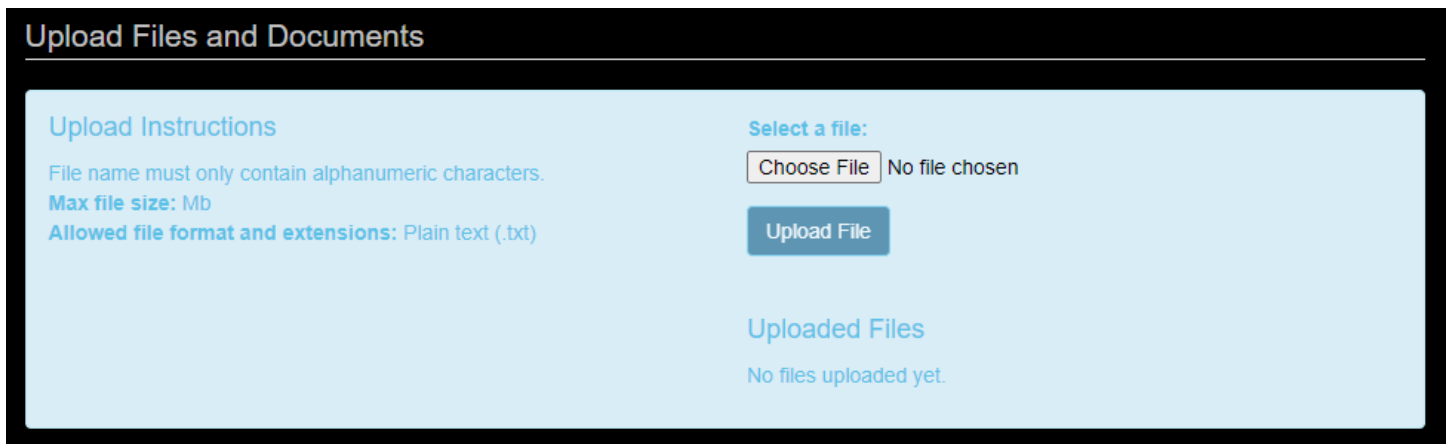
To submit, click on the blue “**Submit Proposal**” button.



The screenshot shows a light blue box titled "Submission Agreement". Below the title, it says "Please be sure to check out the **Terms and Conditions**, for submissions to this event." There is a checkbox with the text "Yes, I have read the Terms and Conditions." next to it. Below the checkbox is a blue button labeled "Submit Proposal".

File Uploads:

If you choose to upload an optional file, the file must be in **.txt format**. If you want to provide a file in a different format, provide a link to the file within the submission itself.



The screenshot shows a dark blue header "Upload Files and Documents" above a light blue content area. The content area is divided into two columns. The left column is titled "Upload Instructions" and contains the text: "File name must only contain alphanumeric characters.", "Max file size: Mb", and "Allowed file format and extensions: Plain text (.txt)". The right column is titled "Select a file:" and contains a "Choose File" button, the text "No file chosen", and an "Upload File" button. Below these buttons is a section titled "Uploaded Files" with the text "No files uploaded yet."

If you receive an error message when you attempt to submit, check to be sure you did not include **source code, code snippets, or HTML shell scripts in any fields or documents uploaded to the site, as they will be blocked by our content filtering system.**

QUESTIONS ?

Contact cfp@blackhat.com or jennifer.hughes@informa.com